

LITCHFIELD SCHOOL DISTRICT
School Administrative Unit #27

MEMORANDUM

TO: School Board
FROM: Frank Markiewicz
Business Administrator
SUBJECT: Monthly Financial Report
December 2015

DATE: December 14, 2015
THROUGH: Superintendent O'Neill

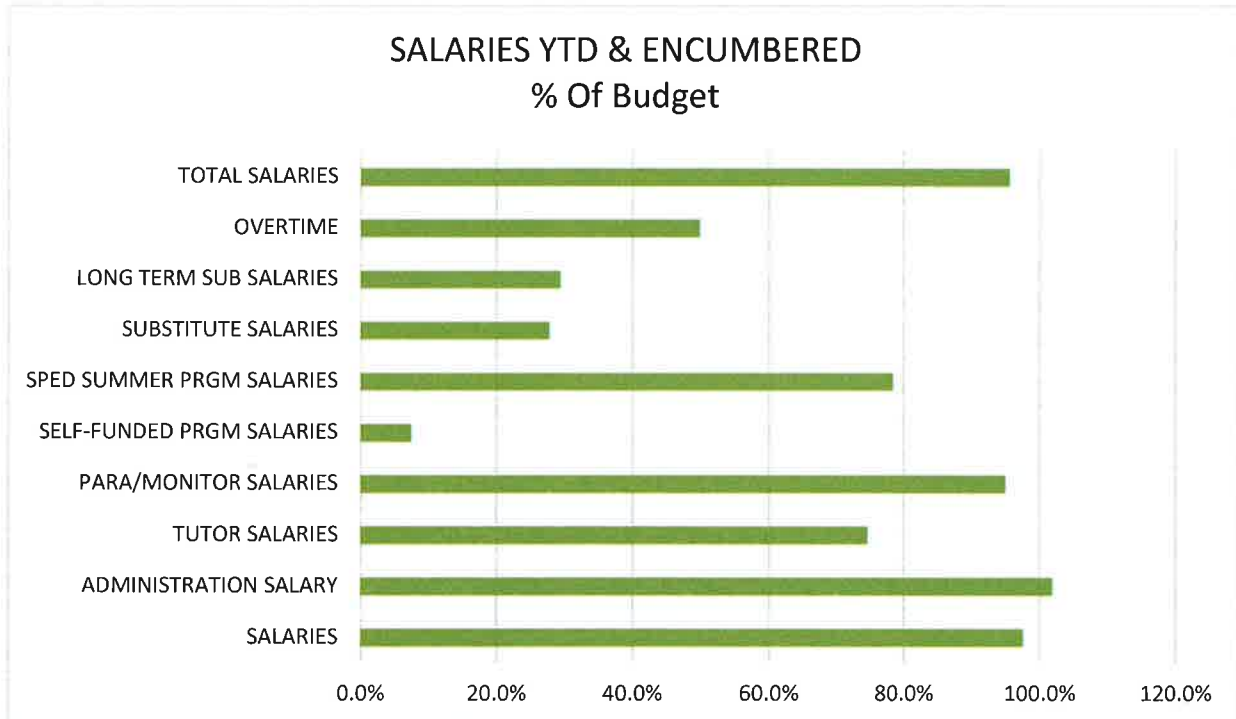
Monthly Financials

1. Salary and Benefits – General Fund
 - a. Object number 110 Salaries through 260 workers comp
2. Operations – General Fund
 - a. Object number 270 course reimbursement through 890 miscellaneous
3. By Function – General Fund
4. By Object – General Fund
5. Food Service – Details
6. Revenue – General Fund and Food Service
7. Budget Transfers – General Fund

2nd Quarter Report

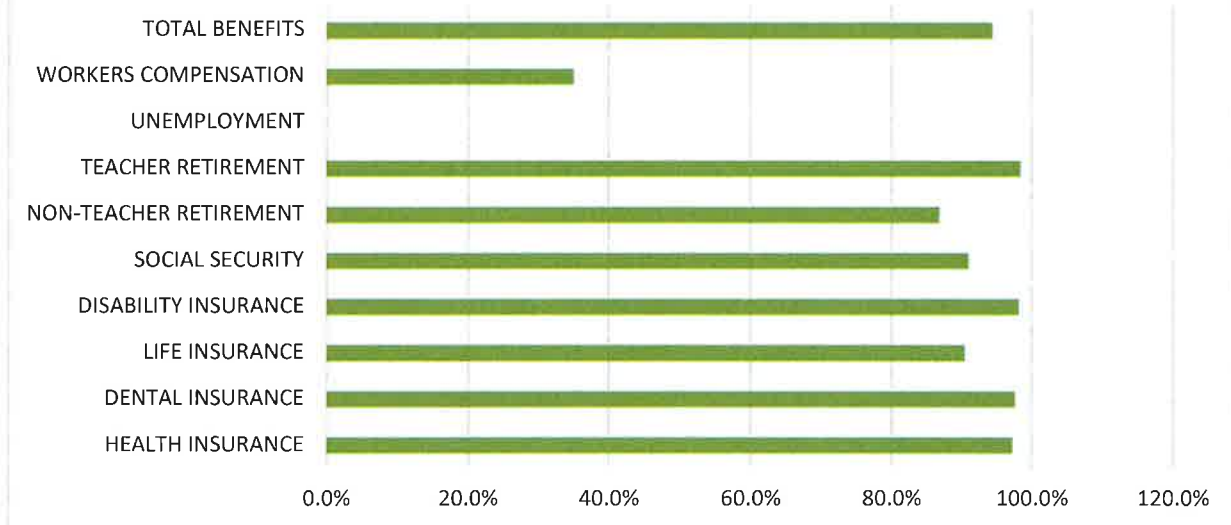
- Will be filed with the Board in January 2016

Fiscal Year 2016 Year-To-Date Salaries and Benefits



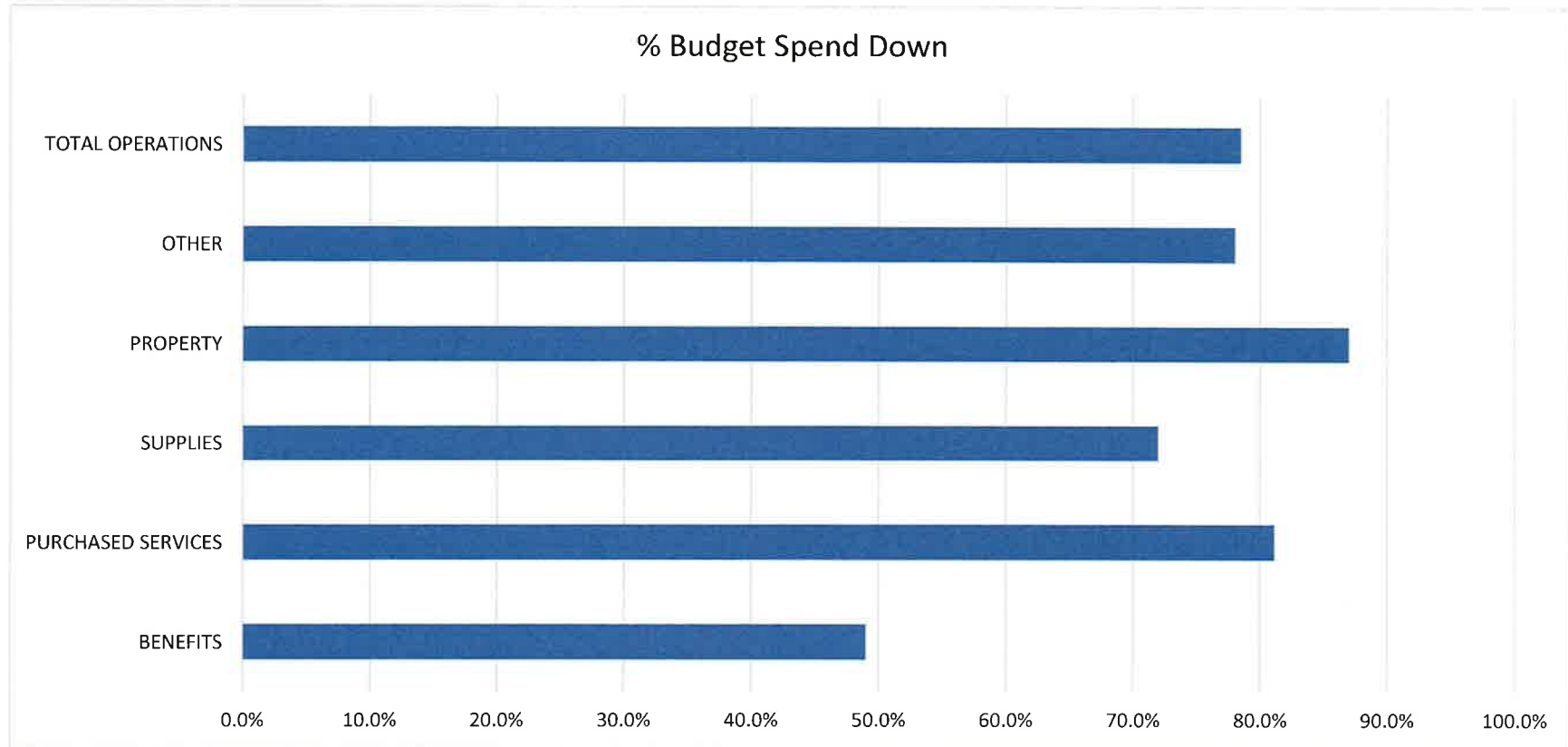
Salaries	Budget	YTD / Encumbered	% Budget	Available Budget
SALARIES	8,844,548	8,644,282	97.7%	200,391
ADMINISTRATION SALARY	615,036	627,695	102.1%	-12,659
TUTOR SALARIES	138,421	103,514	74.8%	35,157
PARA/MONITOR SALARIES	1,052,450	1,001,104	95.1%	51,346
SELF-FUNDED PRGM SALARIES	32,124	2,470	7.7%	29,654
SPED SUMMER PRGM SALARIES	49,950	39,265	78.6%	10,686
SUBSTITUTE SALARIES	142,886	40,027	28.0%	102,859
LONG TERM SUB SALARIES	55,012	16,310	29.6%	38,702
OVERTIME	<u>17,603</u>	<u>8,824</u>	<u>50.1%</u>	<u>10,277</u>
TOTAL SALARIES	10,948,030	10,483,490	95.8%	466,414

BENEFITS YTD & ENCUMBERED % Of Budget



Benefits	Budget	YTD / Encumbered	% Budget	Available Budget
HEALTH INSURANCE	2,043,688	1,991,851	97.5%	51,837
DENTAL INSURANCE	148,115	144,940	97.9%	3,176
LIFE INSURANCE	17,554	15,914	90.7%	1,640
DISABILITY INSURANCE	26,861	26,432	98.4%	428
SOCIAL SECURITY	843,456	769,265	91.2%	74,221
NON-TEACHER RETIREMENT	166,950	145,423	87.1%	21,527
TEACHER RETIREMENT	1,146,660	1,130,742	98.6%	15,919
UNEMPLOYMENT	43,722	0	0.0%	43,722
WORKERS COMPENSATION	<u>47,105</u>	<u>16,610</u>	<u>35.3%</u>	<u>30,496</u>
TOTAL BENEFITS	4,484,112	4,241,176	94.6%	242,965
TOTAL SALARIES AND BENEFITS	15,432,143	14,724,667	95.4%	709,379

Fiscal Year 2016 Year-To-Date Operating Report



Account Title	Budget	Budget Transfers	Revised Budget	YTD/Encumbered	% Budget Available	Available Budget
COURSE REIMB./NON-UNION	13,000	0.00	13,000.00	6,795.00	47.7%	6,205.00
COURSE REIMB./UNION	44,640	0.00	44,640.00	18,124.33	59.4%	26,515.67
CONF/WORKSHOP REIMBURSE	75,571	0.00	75,571.00	41,078.60	45.6%	34,492.40
NEW HIRE EXPENSES	1,750	(500.00)	1,250.00	0.00	100.0%	1,250.00
TOTAL BENEFITS	134,961.00	(500.00)	134,461.00	65,997.93	50.9%	68,463.07
IN-DIST PROF DEVELOPMENT	28,320	(134.57)	28,185.43	11,430.03	59.4%	16,755.40
CONTRACTED SERVICES	9,900	2,000.00	11,900.00	7,537.50	36.7%	4,362.50
TESTING PROTOCOLS	8,790	0.00	8,790.00	4,383.91	50.1%	4,406.09
PROFESSIONAL SERVICES	289,396	(750.00)	288,646.40	244,150.15	15.4%	44,496.25
AUDIT SERVICES	18,285	0.00	18,285.00	12,838.50	29.8%	5,446.50

TUTOR SERVICES	7,500	0.00	7,500.00	7,499.00	0.0%	1.00
LEGAL SERVICES	5,000	0.00	5,000.00	500.00	90.0%	4,500.00
ATHLETIC TRAINER SERVICES	25,500	0.00	25,500.00	13,000.00	49.0%	12,500.00
GAME OFFICIALS	39,991	0.00	39,991.00	24,780.00	38.0%	15,211.00
UTILITIES-WATER	36,800	0.00	36,800.00	35,900.00	2.4%	900.00
UTILITIES-SEWER	11,400	0.00	11,400.00	0.00	100.0%	11,400.00
UTILITIES-DISPOSAL	22,720	0.00	22,720.00	20,378.20	10.3%	2,341.80
SNOW PLOWING	42,003	0.00	42,003.00	44,000.00	-4.8%	(1,997.00)
REPAIRS & MAINTENANCE	373,749	(297.45)	373,451.55	239,586.50	35.8%	133,865.05
PAINTING	7,700	0.00	7,700.00	2,000.00	74.0%	5,700.00
BOILER REPAIR & MAINT	9,500	526.95	10,026.95	5,525.95	44.9%	4,501.00
CONTRACTOR REPAIR & MAINT	100,300	0.00	100,300.00	11,102.90	88.9%	89,197.10
AIR QUALITY	15,600	0.00	15,600.00	0.00	100.0%	15,600.00
RENTAL/LEASE INSTR EQUIP	157,679	0.00	157,679.00	134,439.84	14.7%	23,239.16
LEASE PAYMENT - MODULAR	36,252	0.00	36,252.00	36,252.00	0.0%	0.00
EQUIP RENTAL	10,048	1,000.00	11,048.00	4,530.72	59.0%	6,517.28
SOFTWARE LEASE	74,243	1,224.00	75,466.96	98,624.27	-30.7%	(23,157.31)
SITE DEVELOPMENT	6,500	0.00	6,500.00	1,000.00	84.6%	5,500.00
INSPECTIONS	12,225	0.00	12,225.00	500.00	95.9%	11,725.00
TRANSPORTATION	945,196	28,286.00	973,482.00	918,681.54	5.6%	54,800.46
INSURANCE PROP/LIABILITY	61,363	0.00	61,363.00	62,742.00	-2.2%	(1,379.00)
TELEPHONE	19,487	0.00	19,487.00	17,100.00	12.2%	2,387.00
DATA COMMUNICATIONS	44,000	0.00	44,000.00	44,000.00	0.0%	0.00
POSTAGE/GENERAL EXPENSES	12,197	1,075.00	13,271.52	8,475.62	36.1%	4,795.90
AIR QUALITY	0	0.00	0.00	0.00	#DIV/0!	0.00
ADVERTISING	4,450	0.00	4,450.00	1,316.65	70.4%	3,133.35
PRINTING & BINDING	7,578	(304.51)	7,273.49	4,172.20	42.6%	3,101.29
TUITION	35,435	0.00	35,435.00	28,390.30	19.9%	7,044.70
HANDICAPPED TUITION	508,303	(28,286.00)	480,017.00	412,980.98	14.0%	67,036.02
TRAVEL	45,843	(194.10)	45,649.25	9,891.94	78.3%	35,757.31
EXTENDED YEAR PROGRAM	160	0.00	160.00	100.00	37.5%	60.00
TOTAL PURCHASED SERVICES	3,033,413.23	4,145.32	3,037,558.55	2,467,810.70	18.8%	569,747.85
SUPPLIES	438,207	(35,313.46)	402,893.90	193,443.81	52.0%	209,450.09
REPORT CARDS/RECORDS	2,585	0.00	2,585.00	990.61	61.7%	1,594.39
FIELD DAY	200	0.00	200.00	0.00	100.0%	200.00
UTILITIES-ELECTRIC	236,938	0.00	236,937.64	236,937.52	0.0%	0.12
UTIL-BOTTLED GAS	96,704	(7,000.00)	89,704.32	89,704.00	0.0%	0.32
FUEL OIL	86,000	0.00	86,000.00	86,000.00	0.0%	0.00

FUEL	3,500	0.00	3,500.00	0.00	100.0%	3,500.00
FOOD	1,020	0.00	1,020.00	100.00	90.2%	920.00
PUBLICATIONS	465	0.00	465.00	161.20	65.3%	303.80
TEXTBOOK REPLACEMENT	79,231	27,638.00	106,868.65	71,653.57	33.0%	35,215.08
TEXTBOOKS - NEW	12,972	(16.00)	12,956.00	6,641.90	48.7%	6,314.10
PERIODICALS - PRINT	6,843	446.00	7,289.00	4,684.54	35.7%	2,604.46
INFORMATION ACCESS FEES	12,975	485.00	13,460.00	10,004.40	25.7%	3,455.60
TAPES/CD/DVD/AUDIO VISUAL	2,311	0.00	2,310.70	163.20	92.9%	2,147.50
SOFTWARE	108,839	0.00	108,839.00	74,486.38	31.6%	34,352.62
TOTAL SUPPLIES	1,088,789.67	(13,760.46)	1,075,029.21	774,971.13	27.9%	300,058.08
PROPERTY	47,380	0.00	47,380.00	45,000.00	5.0%	2,380.00
BUILDING IMPROVEMENT	79,968	0.00	79,968.00	79,043.00	1.2%	925.00
FURNITURE-ADDITIONAL	18,087	(86.16)	18,000.89	10,590.98	41.2%	7,409.91
EQUIPMENT-ADDITIONAL	77,754	5,111.00	82,864.95	82,772.62	0.1%	92.33
FURNITURE-REPLACEMENT	19,044	(346.84)	18,697.43	7,427.08	60.3%	11,270.35
EQUIPMENT-REPLACEMENT	96,094	2,524.07	98,618.07	76,157.59	22.8%	22,460.48
TOTAL PROPERTY	338,327.27	7,202.07	345,529.34	300,991.27	12.9%	44,538.07
DUES AND FEES	42,226	810.00	43,036.00	31,973.66	25.7%	11,062.34
DUES, SUBSCRIPTIONS	1,428	0.00	1,428.00	439.50	69.2%	988.50
MISCELLANEOUS	27,880	200.00	28,080.00	24,266.31	13.6%	3,813.69
TOTAL OTHER	71,534.00	1,010.00	72,544.00	56,679.47	21.9%	15,864.53
	\$4,667,025	(\$1,903.07)	\$4,665,122.10	3,666,450.50	21.4%	\$998,671.60

Litchfield School District FY2016 Year-To-Date Budget Status Report

Account Detail by Function

Budget Unit	Account	Account Title	Original Appropriation	Budget Amendments	Budget Transfers	Revised Budget	YTD Expended	Encumbered	Available Budget	Percent Available
10 - GENERAL FUND										
1100 - REGULAR EDUCATION PRGMS										
DW REGULAR EDUCATION										
1000110000	110	SALARIES	48,715	0.00	0.00	48,715.00	0.00	0.00	48,715.00	100.00%
1000110000	113	TUTOR SALARIES	0	0.00	0.00	0.00	0.00	0.00	0.00	0.00%
1000110000	120	SUBSTITUTE SALARIES	3,000	0.00	0.00	3,000.00	7,360.49	0.00	(4,360.49)	(145.35%)
1000110000	121	LONG TERM SUB SALARIES	55,000	0.00	0.00	55,000.04	2,356.88	8,296.20	44,346.96	80.63%
1000110000	211	HEALTH INSURANCE	32,602	0.00	0.00	32,602.00	575.73	0.00	32,026.27	98.23%
1000110000	212	DENTAL INSURANCE	0	0.00	0.00	0.00	0.00	0.00	0.00	0.00%
1000110000	213	LIFE INSURANCE	0	0.00	0.00	0.00	0.00	0.00	0.00	0.00%
1000110000	214	DISABILITY INSURANCE	28	0.00	0.00	28.00	0.00	0.00	28.00	100.00%
1000110000	220	SOCIAL SECURITY	8,470	0.00	0.00	8,469.70	735.22	634.65	7,099.83	83.83%
1000110000	231	NON-TEACHER RETIREMENT	0	0.00	0.00	0.00	0.00	0.00	0.00	0.00%
1000110000	232	TEACHER RETIREMENT	7,434	0.00	0.00	7,434.11	2,174.44	0.00	5,259.67	70.75%
1000110000	250	UNEMPLOYMENT	0	0.00	0.00	0.00	0.00	0.00	0.00	0.00%
1000110000	260	WORKERS COMPENSATION	340	0.00	0.00	340.24	52.48	0.00	287.76	84.58%
1000110000	320	IN-DIST PROF DEVELOPMENT	0	0.00	0.00	0.00	0.00	0.00	0.00	0.00%
1000110000	330	PROFESSIONAL SERVICES	0	0.00	0.00	0.00	0.00	0.00	0.00	0.00%
1000110000	332	TUTOR SERVICES	0	0.00	0.00	0.00	0.00	0.00	0.00	0.00%
1000110000	580	TRAVEL	0	0.00	0.00	0.00	0.00	0.00	0.00	0.00%
1000110000	610	SUPPLIES	0	0.00	0.00	0.00	0.00	0.00	0.00	0.00%
1000110000	640	TEXTBOOK REPLACEMENT	0	0.00	0.00	0.00	0.00	0.00	0.00	0.00%
1000110000	734	EQUIPMENT-ADDITIONAL	0	0.00	0.00	0.00	0.00	0.00	0.00	0.00%
Total DW REGULAR EDUCATION			\$155,589	\$0.00	\$0.00	\$155,589.09	\$13,255.24	\$8,930.85	\$133,403.00	85.74%
Total 00 - DISTRICT-WIDE			\$155,589	\$0.00	\$0.00	\$155,589.09	\$13,255.24	\$8,930.85	\$133,403.00	85.74%
GMS REGULAR EDUCATION										
1011110000	110	SALARIES	978,242	0.00	0.00	978,242.50	314,933.64	665,484.83	(2,175.97)	(0.22%)
1011110000	113	TUTOR SALARIES	102,450	0.00	250.00	102,699.76	35,669.99	66,793.69	236.08	0.23%
1011110000	114	PARA/MONITOR SALARIES	33,332	0.00	0.00	33,332.40	11,075.35	22,085.66	171.39	0.51%
1011110000	118	SELF-FUNDED PRGM SALARIES	0	0.00	0.00	0.00	0.00	0.00	0.00	0.00%
1011110000	120	SUBSTITUTE SALARIES	52,500	0.00	0.00	52,500.00	3,920.00	0.00	48,580.00	92.53%
1011110000	121	LONG TERM SUB SALARIES	1	0.00	0.00	1.00	5,656.50	0.00	(5,655.50)	(565,550.00%)
1011110000	211	HEALTH INSURANCE	276,773	0.00	0.00	276,772.56	79,535.99	194,301.69	2,934.88	1.06%
1011110000	212	DENTAL INSURANCE	18,744	0.00	0.00	18,744.48	5,572.06	13,407.02	(234.60)	(1.25%)
1011110000	213	LIFE INSURANCE	1,663	0.00	0.00	1,663.20	416.50	1,011.50	235.20	14.14%
1011110000	214	DISABILITY INSURANCE	2,674	0.00	0.00	2,674.32	754.25	1,831.75	88.32	3.30%
1011110000	220	SOCIAL SECURITY	89,698	0.00	19.13	89,717.23	27,274.06	54,979.48	7,463.69	8.32%
1011110000	231	NON-TEACHER RETIREMENT	0	0.00	0.00	0.00	0.00	0.00	0.00	0.00%
1011110000	232	TEACHER RETIREMENT	150,962	0.00	0.00	150,962.35	48,729.77	102,509.21	(276.63)	(0.18%)
1011110000	250	UNEMPLOYMENT	0	0.00	0.00	0.00	0.00	0.00	0.00	0.00%
1011110000	260	WORKERS COMPENSATION	3,615	0.00	0.76	3,615.59	1,134.52	0.00	2,481.07	68.62%
1011110000	430	REPAIRS & MAINTENANCE	240	0.00	11.50	251.50	251.50	0.00	0.00	0.00%
1011110000	440	RENTAL/LEASE INSTR EQUIP	18,517	0.00	0.00	18,517.00	7,782.65	7,287.00	3,447.35	18.62%
1011110000	610	SUPPLIES	20,937	0.00	(11.50)	20,925.15	10,165.65	866.95	9,892.55	47.28%
1011110000	640	TEXTBOOK REPLACEMENT	1,021	0.00	0.00	1,021.11	9.99	0.00	1,011.12	99.02%

Litchfield School District FY2016 Year-To-Date Budget Status Report

Account Detail by Function

Budget Unit	Account	Account Title	Original Appropriation	Budget Amendments	Budget Transfers	Revised Budget	YTD Expended	Encumbered	Available Budget	Percent Available
1011110000	641	TEXTBOOKS - NEW	0	0.00	0.00	0.00	0.00	0.00	0.00	0.00%
1011110000	650	SOFTWARE	0	0.00	0.00	0.00	0.00	0.00	0.00	0.00%
1011110000	733	FURNITURE-ADDITIONAL	1,719	0.00	(318.16)	1,400.99	1,400.99	0.00	0.00	0.00%
1011110000	734	EQUIPMENT-ADDITIONAL	0	0.00	0.00	0.00	0.00	0.00	0.00	0.00%
1011110000	737	FURNITURE-REPLACEMENT	3,367	0.00	318.16	3,685.43	2,330.21	1,302.00	53.22	1.44%
1011110000	738	EQUIPMENT-REPLACEMENT	1	0.00	0.00	1.00	0.00	0.00	1.00	100.00%
1011110000	890	MISCELLANEOUS	0	0.00	0.00	0.00	0.00	0.00	0.00	0.00%
Total GMS REGULAR EDUCATION			\$1,756,458	\$0.00	\$269.89	\$1,756,727.57	\$556,613.62	\$1,131,860.78	\$68,253.17	3.89%
GMS ART EDUCATION										
1011110002	110	SALARIES	65,570	0.00	0.00	65,570.00	20,175.36	45,394.64	0.00	0.00%
1011110002	120	SUBSTITUTE SALARIES	1	0.00	0.00	1.00	0.00	0.00	1.00	100.00%
1011110002	211	HEALTH INSURANCE	19,038	0.00	0.00	19,038.48	5,552.89	13,485.59	0.00	0.00%
1011110002	212	DENTAL INSURANCE	1,408	0.00	0.00	1,407.60	410.55	997.05	0.00	0.00%
1011110002	213	LIFE INSURANCE	92	0.00	0.00	92.40	24.50	59.50	8.40	9.09%
1011110002	214	DISABILITY INSURANCE	173	0.00	0.00	172.56	51.66	125.46	(4.56)	(2.64%)
1011110002	220	SOCIAL SECURITY	5,016	0.00	0.00	5,016.11	1,450.80	3,242.33	322.98	6.44%
1011110002	232	TEACHER RETIREMENT	10,275	0.00	0.00	10,274.82	3,161.44	7,113.34	0.04	0.00%
1011110002	250	UNEMPLOYMENT	0	0.00	0.00	0.00	0.00	0.00	0.00	0.00%
1011110002	260	WORKERS COMPENSATION	202	0.00	0.00	202.15	61.12	0.00	141.03	69.77%
1011110002	610	SUPPLIES	2,201	0.00	0.00	2,200.94	1,170.36	0.00	1,030.58	46.82%
1011110002	649	TAPES/CD/DVD/AUDIO VISUAL	0	0.00	0.00	0.00	0.00	0.00	0.00	0.00%
1011110002	734	EQUIPMENT-ADDITIONAL	0	0.00	0.00	0.00	0.00	0.00	0.00	0.00%
Total GMS ART EDUCATION			\$103,976	\$0.00	\$0.00	\$103,976.06	\$32,058.68	\$70,417.91	\$1,499.47	1.44%
GMS ENGLISH EDUCATION										
1011110005	640	TEXTBOOK REPLACEMENT	0	0.00	0.00	0.00	0.00	0.00	0.00	0.00%
1011110005	641	TEXTBOOKS - NEW	0	0.00	0.00	0.00	0.00	0.00	0.00	0.00%
Total GMS ENGLISH EDUCATION			\$0	\$0.00	\$0.00	\$0.00	\$0.00	\$0.00	\$0.00	0.00%
GMS PHYSICAL EDUCATION										
1011110008	110	SALARIES	40,857	0.00	0.00	40,857.00	13,616.36	30,355.64	(3,115.00)	(7.62%)
1011110008	120	SUBSTITUTE SALARIES	1	0.00	0.00	1.00	270.00	0.00	(269.00)	(26,900.00%)
1011110008	211	HEALTH INSURANCE	1,000	0.00	0.00	1,000.00	0.00	0.00	1,000.00	100.00%
1011110008	212	DENTAL INSURANCE	503	0.00	0.00	502.80	146.65	356.15	0.00	0.00%
1011110008	213	LIFE INSURANCE	92	0.00	0.00	92.40	24.50	59.50	8.40	9.09%
1011110008	214	DISABILITY INSURANCE	108	0.00	0.00	107.52	32.20	78.20	(2.88)	(2.68%)
1011110008	220	SOCIAL SECURITY	3,126	0.00	0.00	3,125.56	1,062.30	2,322.33	(259.07)	(8.29%)
1011110008	232	TEACHER RETIREMENT	6,402	0.00	0.00	6,402.29	2,133.67	4,756.75	(488.13)	(7.62%)
1011110008	250	UNEMPLOYMENT	0	0.00	0.00	0.00	0.00	0.00	0.00	0.00%
1011110008	260	WORKERS COMPENSATION	126	0.00	0.00	125.96	42.07	0.00	83.89	66.60%
1011110008	610	SUPPLIES	1,170	0.00	0.00	1,170.12	968.05	0.00	202.07	17.27%
1011110008	619	FIELD DAY	200	0.00	0.00	200.00	0.00	0.00	200.00	100.00%
1011110008	733	FURNITURE-ADDITIONAL	0	0.00	0.00	0.00	0.00	0.00	0.00	0.00%
1011110008	734	EQUIPMENT-ADDITIONAL	0	0.00	0.00	0.00	0.00	0.00	0.00	0.00%
1011110008	738	EQUIPMENT-REPLACEMENT	1	0.00	0.00	1.00	0.00	0.00	1.00	100.00%
Total GMS PHYSICAL EDUCATION			\$53,586	\$0.00	\$0.00	\$53,585.65	\$18,295.80	\$37,928.57	(\$2,638.72)	(4.92%)

Litchfield School District FY2016 Year-To-Date Budget Status Report

Account Detail by Function

Budget Unit	Account	Account Title	Original Appropriation	Budget Amendments	Budget Transfers	Revised Budget	YTD Expended	Encumbered	Available Budget	Percent Available
GMS MATH EDUCATION										
1011110011	446	SOFTWARE LEASE	0	0.00	0.00	0.00	0.00	0.00	0.00	0.00%
1011110011	610	SUPPLIES	13,438	0.00	(10,838.00)	2,600.14	2,343.50	0.00	256.64	9.87%
1011110011	640	TEXTBOOK REPLACEMENT	0	0.00	0.00	0.00	0.00	0.00	0.00	0.00%
1011110011	641	TEXTBOOKS - NEW	0	0.00	0.00	0.00	0.00	0.00	0.00	0.00%
Total GMS MATH EDUCATION			\$13,438	\$0.00	(\$10,838.00)	\$2,600.14	\$2,343.50	\$0.00	\$256.64	9.87%
GMS MUSIC EDUCATION										
1011110012	110	SALARIES	65,570	0.00	0.00	65,570.00	20,175.36	45,394.64	0.00	0.00%
1011110012	120	SUBSTITUTE SALARIES	1	0.00	0.00	1.00	260.00	0.00	(259.00)	(25,900.00%)
1011110012	211	HEALTH INSURANCE	19,038	0.00	0.00	19,038.48	5,552.89	13,485.59	0.00	0.00%
1011110012	212	DENTAL INSURANCE	1,408	0.00	0.00	1,407.60	410.55	997.05	0.00	0.00%
1011110012	213	LIFE INSURANCE	92	0.00	0.00	92.40	24.50	59.50	8.40	9.09%
1011110012	214	DISABILITY INSURANCE	173	0.00	0.00	172.56	51.66	125.46	(4.56)	(2.64%)
1011110012	220	SOCIAL SECURITY	5,016	0.00	0.00	5,016.11	1,475.34	3,247.56	293.21	5.85%
1011110012	232	TEACHER RETIREMENT	10,275	0.00	0.00	10,274.82	3,161.46	7,113.42	(0.06)	0.00%
1011110012	250	UNEMPLOYMENT	0	0.00	0.00	0.00	0.00	0.00	0.00	0.00%
1011110012	260	WORKERS COMPENSATION	202	0.00	0.00	202.15	61.90	0.00	140.25	69.38%
1011110012	430	REPAIRS & MAINTENANCE	150	0.00	0.00	150.00	0.00	0.00	150.00	100.00%
1011110012	610	SUPPLIES	3,310	0.00	0.00	3,310.33	1,801.00	0.00	1,509.33	45.59%
1011110012	619	FIELD DAY	0	0.00	0.00	0.00	0.00	0.00	0.00	0.00%
1011110012	641	TEXTBOOKS - NEW	0	0.00	0.00	0.00	0.00	0.00	0.00	0.00%
1011110012	733	FURNITURE-ADDITIONAL	7,880	0.00	232.00	8,111.90	7,275.00	0.00	836.90	10.32%
1011110012	734	EQUIPMENT-ADDITIONAL	0	0.00	0.00	0.00	0.00	0.00	0.00	0.00%
1011110012	737	FURNITURE-REPLACEMENT	2,131	0.00	(232.00)	1,899.00	1,899.00	0.00	0.00	0.00%
1011110012	738	EQUIPMENT-REPLACEMENT	0	0.00	0.00	0.00	0.00	0.00	0.00	0.00%
1011110012	810	DUES AND FEES	130	0.00	0.00	130.00	0.00	0.00	130.00	100.00%
Total GMS MUSIC EDUCATION			\$115,376	\$0.00	\$0.00	\$115,376.35	\$42,148.66	\$70,423.22	\$2,804.47	2.43%
GMS SCIENCE EDUCATION										
1011110013	610	SUPPLIES	3,303	0.00	700.00	4,002.60	3,915.19	0.00	87.41	2.18%
1011110013	640	TEXTBOOK REPLACEMENT	0	0.00	0.00	0.00	0.00	0.00	0.00	0.00%
1011110013	734	EQUIPMENT-ADDITIONAL	0	0.00	0.00	0.00	0.00	0.00	0.00	0.00%
Total GMS SCIENCE EDUCATION			\$3,303	\$0.00	\$700.00	\$4,002.60	\$3,915.19	\$0.00	\$87.41	2.18%
GMS SOCIAL STUDIES EDUC										
1011110015	610	SUPPLIES	0	0.00	0.00	0.00	0.00	0.00	0.00	0.00%
1011110015	640	TEXTBOOK REPLACEMENT	0	0.00	0.00	0.00	0.00	0.00	0.00	0.00%
1011110015	641	TEXTBOOKS - NEW	0	0.00	0.00	0.00	0.00	0.00	0.00	0.00%
Total GMS SOCIAL STUDIES EDUC			\$0	\$0.00	\$0.00	\$0.00	\$0.00	\$0.00	\$0.00	0.00%
GMS READING EDUCATION										
1011110023	110	SALARIES	76,831	0.00	0.00	76,830.64	35,511.20	43,430.80	(2,111.36)	(2.75%)
1011110023	114	PARA/MONITOR SALARIES	1,536	0.00	0.00	1,536.00	1,536.00	0.00	0.00	0.00%
1011110023	211	HEALTH INSURANCE	14,104	0.00	0.00	14,103.60	4,113.55	9,990.05	0.00	0.00%
1011110023	212	DENTAL INSURANCE	778	0.00	0.00	778.08	226.94	551.14	0.00	0.00%
1011110023	213	LIFE INSURANCE	92	0.00	0.00	92.40	24.50	59.50	8.40	9.09%
1011110023	214	DISABILITY INSURANCE	178	0.00	0.00	177.60	53.97	131.07	(7.44)	(4.19%)
1011110023	220	SOCIAL SECURITY	5,995	0.00	0.00	5,995.07	2,766.52	3,150.56	77.99	1.30%

Litchfield School District FY2016 Year-To-Date Budget Status Report

Account Detail by Function

Budget Unit	Account	Account Title	Original Appropriation	Budget Amendments	Budget Transfers	Revised Budget	YTD Expended	Encumbered	Available Budget	Percent Available
1011110023	232	TEACHER RETIREMENT	12,039	0.00	0.00	12,039.36	5,564.61	6,805.66	(330.91)	(2.75%)
1011110023	250	UNEMPLOYMENT	0	0.00	0.00	0.00	0.00	0.00	0.00	0.00%
1011110023	260	WORKERS COMPENSATION	242	0.00	0.00	241.59	112.23	0.00	129.36	53.55%
1011110023	446	SOFTWARE LEASE	0	0.00	0.00	0.00	0.00	0.00	0.00	0.00%
1011110023	610	SUPPLIES	20,208	0.00	(17,700.00)	2,508.05	668.57	0.00	1,839.48	73.34%
1011110023	640	TEXTBOOK REPLACEMENT	385	0.00	0.00	385.00	179.67	0.00	205.33	53.33%
1011110023	641	TEXTBOOKS - NEW	0	0.00	0.00	0.00	0.00	0.00	0.00	0.00%
1011110023	738	EQUIPMENT-REPLACEMENT	0	0.00	0.00	0.00	0.00	0.00	0.00	0.00%
Total GMS READING EDUCATION			\$132,387	\$0.00	(\$17,700.00)	\$114,687.39	\$50,757.76	\$64,118.78	(\$189.15)	(0.16%)
GMS KINDERGARTEN										
1011110029	110	SALARIES	110,607	0.00	0.00	110,607.00	37,841.36	72,765.64	0.00	0.00%
1011110029	114	PARA/MONITOR SALARIES	20,684	0.00	0.00	20,684.16	7,727.95	30,803.15	(17,846.94)	(86.28%)
1011110029	120	SUBSTITUTE SALARIES	1	0.00	0.00	1.00	3,675.00	0.00	(3,674.00)	(367,400.00%)
1011110029	211	HEALTH INSURANCE	19,038	0.00	0.00	19,038.48	5,552.89	13,485.59	0.00	0.00%
1011110029	212	DENTAL INSURANCE	1,408	0.00	0.00	1,407.60	821.10	1,994.10	(1,407.60)	(100.00%)
1011110029	213	LIFE INSURANCE	185	0.00	0.00	184.80	49.00	119.00	16.80	9.09%
1011110029	214	DISABILITY INSURANCE	291	0.00	0.00	290.88	87.08	211.48	(7.68)	(2.64%)
1011110029	220	SOCIAL SECURITY	10,044	0.00	0.00	10,043.77	3,666.90	7,674.08	(1,297.21)	(12.92%)
1011110029	232	TEACHER RETIREMENT	17,332	0.00	0.00	17,332.12	5,929.76	11,402.38	(0.02)	0.00%
1011110029	250	UNEMPLOYMENT	0	0.00	0.00	0.00	0.00	0.00	0.00	0.00%
1011110029	260	WORKERS COMPENSATION	405	0.00	0.00	404.77	149.17	0.00	255.60	63.15%
1011110029	272	CONF/WORKSHOP REIMBURSE	0	0.00	0.00	0.00	0.00	0.00	0.00	0.00%
1011110029	580	TRAVEL	0	0.00	0.00	0.00	0.00	0.00	0.00	0.00%
1011110029	610	SUPPLIES	8,876	0.00	(700.00)	8,175.73	1,746.25	112.99	6,316.49	77.26%
1011110029	640	TEXTBOOK REPLACEMENT	288	0.00	0.00	288.42	0.00	0.00	288.42	100.00%
1011110029	641	TEXTBOOKS - NEW	0	0.00	0.00	0.00	0.00	0.00	0.00	0.00%
1011110029	649	TAPES/CD/DVD/AUDIO VISUAL	0	0.00	0.00	0.00	0.00	0.00	0.00	0.00%
1011110029	733	FURNITURE-ADDITIONAL	0	0.00	0.00	0.00	0.00	0.00	0.00	0.00%
1011110029	734	EQUIPMENT-ADDITIONAL	0	0.00	0.00	0.00	0.00	0.00	0.00	0.00%
1011110029	737	FURNITURE-REPLACEMENT	0	0.00	0.00	0.00	0.00	0.00	0.00	0.00%
1011110029	738	EQUIPMENT-REPLACEMENT	0	0.00	0.00	0.00	0.00	0.00	0.00	0.00%
Total GMS KINDERGARTEN			\$189,159	\$0.00	(\$700.00)	\$188,458.73	\$67,246.46	\$138,568.41	(\$17,356.14)	(9.21%)
Total 11 - GRIFFIN MEMORIAL SCHOOL			\$2,367,683	\$0.00	(\$28,268.11)	\$2,339,414.49	\$773,379.67	\$1,513,317.67	\$52,717.15	2.25%
LMS REGULAR EDUCATION										
1021110000	110	SALARIES	1,134,904	0.00	0.00	1,134,904.00	357,576.73	770,724.04	6,603.23	0.58%
1021110000	113	TUTOR SALARIES	3,900	0.00	0.00	3,900.39	857.50	0.00	3,042.89	78.02%
1021110000	114	PARA/MONITOR SALARIES	13,333	0.00	0.00	13,332.96	4,349.76	8,983.20	0.00	0.00%
1021110000	118	SELF-FUNDED PRGM SALARIES	0	0.00	0.00	0.00	0.00	0.00	0.00	0.00%
1021110000	120	SUBSTITUTE SALARIES	42,400	0.00	0.00	42,400.20	4,335.00	0.00	38,065.20	89.78%
1021110000	121	LONG TERM SUB SALARIES	1	0.00	0.00	1.00	0.00	0.00	1.00	100.00%
1021110000	211	HEALTH INSURANCE	283,058	0.00	0.00	283,057.60	83,999.98	203,286.94	(4,229.32)	(1.49%)
1021110000	212	DENTAL INSURANCE	22,015	0.00	0.00	22,014.72	6,194.02	15,042.62	778.08	3.53%
1021110000	213	LIFE INSURANCE	1,848	0.00	0.00	1,848.00	490.00	1,190.00	168.00	9.09%
1021110000	214	DISABILITY INSURANCE	2,985	0.00	0.00	2,985.12	886.34	2,152.54	(53.76)	(1.80%)
1021110000	220	SOCIAL SECURITY	91,459	0.00	0.00	91,458.61	26,533.99	56,391.06	8,533.56	9.33%

Litchfield School District FY2016 Year-To-Date Budget Status Report

Account Detail by Function

Budget Unit	Account	Account Title	Original Appropriation	Budget Amendments	Budget Transfers	Revised Budget	YTD Expended	Encumbered	Available Budget	Percent Available
1021110000	231	NON-TEACHER RETIREMENT	0	0.00	0.00	0.00	0.00	0.00	0.00	0.00%
1021110000	232	TEACHER RETIREMENT	177,839	0.00	0.00	177,839.45	56,166.65	120,772.84	899.96	0.51%
1021110000	250	UNEMPLOYMENT	0	0.00	0.00	0.00	0.00	0.00	0.00	0.00%
1021110000	260	WORKERS COMPENSATION	3,686	0.00	0.00	3,685.82	1,113.81	0.00	2,572.01	69.78%
1021110000	330	PROFESSIONAL SERVICES	0	0.00	0.00	0.00	0.00	0.00	0.00	0.00%
1021110000	430	REPAIRS & MAINTENANCE	510	0.00	218.00	728.00	727.65	0.00	0.35	0.05%
1021110000	440	RENTAL/LEASE INSTR EQUIP	18,440	0.00	0.00	18,440.00	6,445.81	5,996.62	5,997.57	32.52%
1021110000	610	SUPPLIES	21,688	0.00	0.00	21,688.00	15,064.10	217.32	6,406.58	29.54%
1021110000	640	TEXTBOOK REPLACEMENT	2,627	0.00	0.00	2,627.00	0.00	0.00	2,627.00	100.00%
1021110000	641	TEXTBOOKS - NEW	0	0.00	0.00	0.00	0.00	0.00	0.00	0.00%
1021110000	643	PERIODICALS - PRINT	0	0.00	0.00	0.00	0.00	0.00	0.00	0.00%
1021110000	650	SOFTWARE	0	0.00	0.00	0.00	0.00	0.00	0.00	0.00%
1021110000	733	FURNITURE-ADDITIONAL	0	0.00	0.00	0.00	0.00	0.00	0.00	0.00%
1021110000	734	EQUIPMENT-ADDITIONAL	0	0.00	0.00	0.00	0.00	0.00	0.00	0.00%
1021110000	737	FURNITURE-REPLACEMENT	2,156	0.00	(483.00)	1,673.00	192.95	0.00	1,480.05	88.47%
1021110000	738	EQUIPMENT-REPLACEMENT	0	0.00	0.00	0.00	0.00	0.00	0.00	0.00%
Total LMS REGULAR EDUCATION			\$1,822,849	\$0.00	(\$265.00)	\$1,822,583.87	\$564,934.29	\$1,184,757.18	\$72,892.40	4.00%
LMS ART EDUCATION										
1021110002	110	SALARIES	66,053	0.00	0.00	66,053.00	20,324.00	45,729.00	0.00	0.00%
1021110002	120	SUBSTITUTE SALARIES	1	0.00	0.00	1.00	270.00	0.00	(269.00)	(26,900.00%)
1021110002	211	HEALTH INSURANCE	6,681	0.00	0.00	6,681.12	2,056.74	4,994.94	(370.56)	(5.55%)
1021110002	212	DENTAL INSURANCE	503	0.00	0.00	502.80	146.65	356.15	0.00	0.00%
1021110002	213	LIFE INSURANCE	92	0.00	0.00	92.40	24.50	59.50	8.40	9.09%
1021110002	214	DISABILITY INSURANCE	174	0.00	0.00	173.76	52.01	126.31	(4.56)	(2.62%)
1021110002	220	SOCIAL SECURITY	5,053	0.00	0.00	5,053.06	1,545.18	3,420.95	86.93	1.72%
1021110002	232	TEACHER RETIREMENT	10,351	0.00	0.00	10,350.51	3,184.80	7,165.55	0.16	0.00%
1021110002	250	UNEMPLOYMENT	0	0.00	0.00	0.00	0.00	0.00	0.00	0.00%
1021110002	260	WORKERS COMPENSATION	204	0.00	0.00	203.64	62.41	0.00	141.23	69.35%
1021110002	610	SUPPLIES	1,984	0.00	0.00	1,984.00	1,718.00	123.36	142.64	7.19%
1021110002	643	PERIODICALS - PRINT	263	0.00	0.00	263.00	236.73	0.00	26.27	9.99%
1021110002	650	SOFTWARE	0	0.00	0.00	0.00	0.00	0.00	0.00	0.00%
1021110002	734	EQUIPMENT-ADDITIONAL	0	0.00	0.00	0.00	0.00	0.00	0.00	0.00%
1021110002	737	FURNITURE-REPLACEMENT	0	0.00	0.00	0.00	0.00	0.00	0.00	0.00%
Total LMS ART EDUCATION			\$91,358	\$0.00	\$0.00	\$91,358.29	\$29,621.02	\$61,975.76	(\$238.49)	(0.26%)
LMS ENGLISH EDUCATION										
1021110005	110	SALARIES	0	0.00	0.00	0.00	0.00	0.00	0.00	0.00%
1021110005	610	SUPPLIES	0	0.00	0.00	0.00	0.00	0.00	0.00	0.00%
1021110005	640	TEXTBOOK REPLACEMENT	0	0.00	0.00	0.00	0.00	0.00	0.00	0.00%
1021110005	641	TEXTBOOKS - NEW	0	0.00	0.00	0.00	0.00	0.00	0.00	0.00%
1021110005	734	EQUIPMENT-ADDITIONAL	0	0.00	0.00	0.00	0.00	0.00	0.00	0.00%
Total LMS ENGLISH EDUCATION			\$0	\$0.00	\$0.00	\$0.00	\$0.00	\$0.00	\$0.00	0.00%
LMS FOREIGN LANGUAGES										
1021110006	110	SALARIES	53,644	0.00	0.00	53,644.00	16,505.84	37,138.16	0.00	0.00%
1021110006	120	SUBSTITUTE SALARIES	1	0.00	0.00	1.00	280.00	0.00	(279.00)	(27,900.00%)
1021110006	121	LONG TERM SUB SALARIES	1	0.00	0.00	1.00	0.00	0.00	1.00	100.00%

Litchfield School District FY2016 Year-To-Date Budget Status Report

Account Detail by Function

Budget Unit	Account	Account Title	Original Appropriation	Budget Amendments	Budget Transfers	Revised Budget	YTD Expended	Encumbered	Available Budget	Percent Available
1021110006	211	HEALTH INSURANCE	19,038	0.00	0.00	19,038.48	5,552.89	13,485.59	0.00	0.00%
1021110006	212	DENTAL INSURANCE	1,408	0.00	0.00	1,407.60	410.55	997.05	0.00	0.00%
1021110006	213	LIFE INSURANCE	92	0.00	0.00	92.40	24.50	59.50	8.40	9.09%
1021110006	214	DISABILITY INSURANCE	141	0.00	0.00	141.12	42.21	102.51	(3.60)	(2.55%)
1021110006	220	SOCIAL SECURITY	4,104	0.00	0.00	4,103.77	1,189.29	2,610.71	303.77	7.40%
1021110006	232	TEACHER RETIREMENT	8,406	0.00	0.00	8,406.01	2,586.48	5,819.55	(0.02)	0.00%
1021110006	250	UNEMPLOYMENT	0	0.00	0.00	0.00	0.00	0.00	0.00	0.00%
1021110006	260	WORKERS COMPENSATION	165	0.00	0.00	165.38	50.84	0.00	114.54	69.26%
1021110006	610	SUPPLIES	1,753	0.00	(350.00)	1,403.00	1,140.32	14.95	247.73	17.66%
1021110006	640	TEXTBOOK REPLACEMENT	0	0.00	0.00	0.00	0.00	0.00	0.00	0.00%
1021110006	641	TEXTBOOKS - NEW	0	0.00	0.00	0.00	0.00	0.00	0.00	0.00%
Total LMS FOREIGN LANGUAGES			\$88,754	\$0.00	(\$350.00)	\$88,403.76	\$27,782.92	\$60,228.02	\$392.82	0.44%
LMS PHYSICAL EDUCATION										
1021110008	110	SALARIES	106,786	0.00	0.00	106,786.00	36,425.96	70,485.04	(125.00)	(0.12%)
1021110008	120	SUBSTITUTE SALARIES	1	0.00	0.00	1.00	245.00	0.00	(244.00)	(24,400.00%)
1021110008	121	LONG TERM SUB SALARIES	1	0.00	0.00	1.00	0.00	0.00	1.00	100.00%
1021110008	211	HEALTH INSURANCE	26,090	0.00	0.00	26,090.16	7,609.63	18,480.53	0.00	0.00%
1021110008	212	DENTAL INSURANCE	1,910	0.00	0.00	1,910.40	557.20	1,353.20	0.00	0.00%
1021110008	213	LIFE INSURANCE	185	0.00	0.00	184.80	49.00	119.00	16.80	9.09%
1021110008	214	DISABILITY INSURANCE	281	0.00	0.00	280.80	81.69	198.39	0.72	0.26%
1021110008	220	SOCIAL SECURITY	8,169	0.00	0.00	8,169.13	2,563.39	5,088.58	517.16	6.33%
1021110008	232	TEACHER RETIREMENT	16,733	0.00	0.00	16,733.37	5,707.91	11,044.78	(19.32)	(0.12%)
1021110008	250	UNEMPLOYMENT	0	0.00	0.00	0.00	0.00	0.00	0.00	0.00%
1021110008	260	WORKERS COMPENSATION	329	0.00	0.00	329.22	111.12	0.00	218.10	66.25%
1021110008	610	SUPPLIES	1,436	0.00	0.00	1,436.00	1,074.06	0.00	361.94	25.20%
1021110008	641	TEXTBOOKS - NEW	0	0.00	0.00	0.00	0.00	0.00	0.00	0.00%
1021110008	734	EQUIPMENT-ADDITIONAL	0	0.00	0.00	0.00	0.00	0.00	0.00	0.00%
Total LMS PHYSICAL EDUCATION			\$161,922	\$0.00	\$0.00	\$161,921.88	\$54,424.96	\$106,769.52	\$727.40	0.45%
LMS FAMILY & CONS SCIENCE										
1021110009	110	SALARIES	65,570	0.00	0.00	65,570.00	20,586.11	45,394.64	(410.75)	(0.63%)
1021110009	120	SUBSTITUTE SALARIES	1	0.00	0.00	1.00	200.00	0.00	(199.00)	(19,900.00%)
1021110009	211	HEALTH INSURANCE	19,038	0.00	0.00	19,038.48	5,552.89	13,485.59	0.00	0.00%
1021110009	212	DENTAL INSURANCE	1,408	0.00	0.00	1,407.60	410.55	997.05	0.00	0.00%
1021110009	213	LIFE INSURANCE	92	0.00	0.00	92.40	24.50	59.50	8.40	9.09%
1021110009	214	DISABILITY INSURANCE	173	0.00	0.00	172.56	51.66	125.46	(4.56)	(2.64%)
1021110009	220	SOCIAL SECURITY	5,016	0.00	0.00	5,016.11	1,497.51	3,244.82	273.78	5.46%
1021110009	232	TEACHER RETIREMENT	10,275	0.00	0.00	10,274.82	3,225.82	7,113.30	(64.30)	(0.63%)
1021110009	250	UNEMPLOYMENT	0	0.00	0.00	0.00	0.00	0.00	0.00	0.00%
1021110009	260	WORKERS COMPENSATION	202	0.00	0.00	202.15	62.97	0.00	139.18	68.85%
1021110009	610	SUPPLIES	2,133	0.00	350.00	2,483.00	1,125.36	0.00	1,357.64	54.68%
1021110009	640	TEXTBOOK REPLACEMENT	0	0.00	0.00	0.00	0.00	0.00	0.00	0.00%
1021110009	643	PERIODICALS - PRINT	633	0.00	0.00	633.00	399.00	0.00	234.00	36.97%
1021110009	738	EQUIPMENT-REPLACEMENT	600	0.00	483.00	1,083.00	1,083.00	0.00	0.00	0.00%
Total LMS FAMILY & CONS SCIENCE			\$105,141	\$0.00	\$833.00	\$105,974.12	\$34,219.37	\$70,420.36	\$1,334.39	1.26%

Litchfield School District FY2016 Year-To-Date Budget Status Report

Account Detail by Function

Budget Unit	Account	Account Title	Original Appropriation	Budget Amendments	Budget Transfers	Revised Budget	YTD Expended	Encumbered	Available Budget	Percent Available
LMS TECHNICAL EDUCATION										
1021110010	110	SALARIES	64,570	0.00	0.00	64,570.00	19,867.68	44,702.32	0.00	0.00%
1021110010	120	SUBSTITUTE SALARIES	1	0.00	0.00	1.00	210.00	0.00	(209.00)	(20,900.00%)
1021110010	211	HEALTH INSURANCE	7,052	0.00	0.00	7,051.68	2,056.74	4,994.94	0.00	0.00%
1021110010	212	DENTAL INSURANCE	503	0.00	0.00	502.80	146.65	356.15	0.00	0.00%
1021110010	213	LIFE INSURANCE	92	0.00	0.00	92.40	24.50	59.50	8.40	9.09%
1021110010	214	DISABILITY INSURANCE	170	0.00	0.00	169.92	50.82	123.42	(4.32)	(2.54%)
1021110010	220	SOCIAL SECURITY	4,940	0.00	0.00	4,939.61	1,504.47	3,342.37	92.77	1.88%
1021110010	232	TEACHER RETIREMENT	10,118	0.00	0.00	10,118.12	3,113.28	7,005.15	(0.31)	0.00%
1021110010	250	UNEMPLOYMENT	0	0.00	0.00	0.00	0.00	0.00	0.00	0.00%
1021110010	260	WORKERS COMPENSATION	199	0.00	0.00	199.07	60.79	0.00	138.28	69.46%
1021110010	610	SUPPLIES	2,094	0.00	0.00	2,094.00	750.96	0.00	1,343.04	64.14%
1021110010	738	EQUIPMENT-REPLACEMENT	484	0.00	0.00	484.00	0.00	0.00	484.00	100.00%
Total LMS TECHNICAL EDUCATION			\$90,223	\$0.00	\$0.00	\$90,222.60	\$27,785.89	\$60,583.85	\$1,852.86	2.05%
LMS MATH EDUCATION										
1021110011	610	SUPPLIES	1,500	0.00	0.00	1,500.00	1,210.41	21.54	268.05	17.87%
1021110011	640	TEXTBOOK REPLACEMENT	1	0.00	0.00	1.00	0.00	0.00	1.00	100.00%
1021110011	641	TEXTBOOKS - NEW	0	0.00	0.00	0.00	0.00	0.00	0.00	0.00%
1021110011	643	PERIODICALS - PRINT	0	0.00	0.00	0.00	0.00	0.00	0.00	0.00%
1021110011	650	SOFTWARE	2,360	0.00	0.00	2,360.00	0.00	0.00	2,360.00	100.00%
1021110011	734	EQUIPMENT-ADDITIONAL	0	0.00	0.00	0.00	0.00	0.00	0.00	0.00%
1021110011	738	EQUIPMENT-REPLACEMENT	0	0.00	0.00	0.00	0.00	0.00	0.00	0.00%
Total LMS MATH EDUCATION			\$3,861	\$0.00	\$0.00	\$3,861.00	\$1,210.41	\$21.54	\$2,629.05	68.09%
LMS MUSIC EDUCATION										
1021110012	110	SALARIES	58,845	0.00	0.00	58,845.00	22,332.63	46,849.67	(10,337.30)	(17.57%)
1021110012	120	SUBSTITUTE SALARIES	1	0.00	0.00	1.00	170.00	0.00	(169.00)	(16,900.00%)
1021110012	211	HEALTH INSURANCE	19,038	0.00	0.00	19,038.48	5,552.89	13,485.59	0.00	0.00%
1021110012	212	DENTAL INSURANCE	1,408	0.00	0.00	1,407.60	410.55	997.05	0.00	0.00%
1021110012	213	LIFE INSURANCE	92	0.00	0.00	92.40	24.50	59.50	8.40	9.09%
1021110012	214	DISABILITY INSURANCE	155	0.00	0.00	154.80	46.34	112.54	(4.08)	(2.64%)
1021110012	220	SOCIAL SECURITY	4,502	0.00	0.00	4,501.64	1,633.34	3,358.77	(490.47)	(10.90%)
1021110012	232	TEACHER RETIREMENT	9,221	0.00	0.00	9,221.01	3,499.51	7,341.55	(1,620.05)	(17.57%)
1021110012	250	UNEMPLOYMENT	0	0.00	0.00	0.00	0.00	0.00	0.00	0.00%
1021110012	260	WORKERS COMPENSATION	181	0.00	0.00	181.42	68.20	0.00	113.22	62.41%
1021110012	320	IN-DIST PROF DEVELOPMENT	0	0.00	0.00	0.00	0.00	0.00	0.00	0.00%
1021110012	430	REPAIRS & MAINTENANCE	900	0.00	0.00	900.00	255.37	0.00	644.63	71.63%
1021110012	440	RENTAL/LEASE INSTR EQUIP	1	0.00	0.00	1.00	0.00	0.00	1.00	100.00%
1021110012	610	SUPPLIES	2,284	0.00	0.00	2,284.00	930.23	0.00	1,353.77	59.27%
1021110012	641	TEXTBOOKS - NEW	0	0.00	0.00	0.00	0.00	0.00	0.00	0.00%
1021110012	649	TAPES/CD/DVD/AUDIO VISUAL	255	0.00	0.00	255.00	0.00	0.00	255.00	100.00%
1021110012	650	SOFTWARE	200	0.00	0.00	200.00	180.00	0.00	20.00	10.00%
1021110012	733	FURNITURE-ADDITIONAL	0	0.00	0.00	0.00	0.00	0.00	0.00	0.00%
1021110012	734	EQUIPMENT-ADDITIONAL	10,938	0.00	0.00	10,938.00	10,935.64	0.00	2.36	0.02%

Litchfield School District FY2016 Year-To-Date Budget Status Report

Account Detail by Function

Budget Unit	Account	Account Title	Original Appropriation	Budget Amendments	Budget Transfers	Revised Budget	YTD Expended	Encumbered	Available Budget	Percent Available
1021110012	737	FURNITURE-REPLACEMENT	0	0.00	0.00	0.00	0.00	0.00	0.00	0.00%
1021110012	810	DUES AND FEES	380	0.00	0.00	380.00	0.00	0.00	380.00	100.00%
Total LMS MUSIC EDUCATION			\$108,401	\$0.00	\$0.00	\$108,401.35	\$46,039.20	\$72,204.67	(\$9,842.52)	(9.08%)
LMS SCIENCE EDUCATION										
1021110013	610	SUPPLIES	3,750	0.00	(218.00)	3,532.00	2,246.21	0.00	1,285.79	36.40%
1021110013	640	TEXTBOOK REPLACEMENT	0	0.00	0.00	0.00	0.00	0.00	0.00	0.00%
1021110013	641	TEXTBOOKS - NEW	0	0.00	0.00	0.00	0.00	0.00	0.00	0.00%
1021110013	643	PERIODICALS - PRINT	185	0.00	46.00	231.00	230.67	0.00	0.33	0.14%
1021110013	733	FURNITURE-ADDITIONAL	0	0.00	0.00	0.00	0.00	0.00	0.00	0.00%
1021110013	734	EQUIPMENT-ADDITIONAL	0	0.00	0.00	0.00	0.00	0.00	0.00	0.00%
1021110013	737	FURNITURE-REPLACEMENT	0	0.00	0.00	0.00	0.00	0.00	0.00	0.00%
Total LMS SCIENCE EDUCATION			\$3,935	\$0.00	(\$172.00)	\$3,763.00	\$2,476.88	\$0.00	\$1,286.12	34.18%
LMS SOCIAL STUDIES EDUC										
1021110015	610	SUPPLIES	0	0.00	0.00	0.00	0.00	0.00	0.00	0.00%
1021110015	640	TEXTBOOK REPLACEMENT	0	0.00	0.00	0.00	0.00	0.00	0.00	0.00%
1021110015	641	TEXTBOOKS - NEW	0	0.00	0.00	0.00	0.00	0.00	0.00	0.00%
1021110015	643	PERIODICALS - PRINT	1,113	0.00	0.00	1,113.00	788.45	0.00	324.55	29.16%
1021110015	650	SOFTWARE	0	0.00	0.00	0.00	0.00	0.00	0.00	0.00%
Total LMS SOCIAL STUDIES EDUC			\$1,113	\$0.00	\$0.00	\$1,113.00	\$788.45	\$0.00	\$324.55	29.16%
LMS READING EDUCATION										
1021110023	110	SALARIES	32,734	0.00	0.00	32,733.50	28,735.76	52,201.74	(48,204.00)	(147.26%)
1021110023	114	PARA/MONITOR SALARIES	1,536	0.00	0.00	1,536.00	0.00	0.00	1,536.00	100.00%
1021110023	120	SUBSTITUTE SALARIES	1	0.00	0.00	1.00	130.00	0.00	(129.00)	(12,900.00%)
1021110023	211	HEALTH INSURANCE	0	0.00	0.00	0.00	5,552.89	13,485.59	(19,038.48)	0.00%
1021110023	212	DENTAL INSURANCE	0	0.00	0.00	0.00	410.55	997.05	(1,407.60)	0.00%
1021110023	213	LIFE INSURANCE	0	0.00	0.00	0.00	24.50	59.50	(84.00)	0.00%
1021110023	214	DISABILITY INSURANCE	0	0.00	0.00	0.00	42.21	102.51	(144.72)	0.00%
1021110023	220	SOCIAL SECURITY	2,622	0.00	0.00	2,621.64	2,113.37	3,763.07	(3,254.80)	(124.15%)
1021110023	232	TEACHER RETIREMENT	1,316	0.00	0.00	1,316.28	3,050.31	5,819.55	(7,553.58)	(573.86%)
1021110023	250	UNEMPLOYMENT	0	0.00	0.00	0.00	0.00	0.00	0.00	0.00%
1021110023	260	WORKERS COMPENSATION	106	0.00	0.00	105.64	87.44	0.00	18.20	17.23%
1021110023	446	SOFTWARE LEASE	0	0.00	0.00	0.00	0.00	0.00	0.00	0.00%
1021110023	610	SUPPLIES	3,062	0.00	0.00	3,062.00	2,297.77	0.00	764.23	24.96%
1021110023	640	TEXTBOOK REPLACEMENT	5,567	0.00	0.00	5,567.00	898.20	203.20	4,465.60	80.22%
1021110023	641	TEXTBOOKS - NEW	0	0.00	0.00	0.00	0.00	0.00	0.00	0.00%
1021110023	643	PERIODICALS - PRINT	370	0.00	0.00	370.00	163.35	0.00	206.65	55.85%
1021110023	649	TAPES/CD/DVD/AUDIO VISUAL	0	0.00	0.00	0.00	0.00	0.00	0.00	0.00%
1021110023	650	SOFTWARE	0	0.00	0.00	0.00	0.00	0.00	0.00	0.00%
Total LMS READING EDUCATION			\$47,313	\$0.00	\$0.00	\$47,313.06	\$43,506.35	\$76,632.21	(\$72,825.50)	(153.92%)
LMS COMPUTER EDUCATION										
1021110025	110	SALARIES	58,142	0.00	0.00	58,142.00	22,149.36	35,992.64	0.00	0.00%
1021110025	120	SUBSTITUTE SALARIES	1	0.00	0.00	1.00	0.00	0.00	1.00	100.00%
1021110025	211	HEALTH INSURANCE	1,000	0.00	0.00	1,000.00	250.00	750.00	0.00	0.00%
1021110025	212	DENTAL INSURANCE	1,408	0.00	0.00	1,407.60	410.55	997.05	0.00	0.00%
1021110025	213	LIFE INSURANCE	92	0.00	0.00	92.40	24.50	59.50	8.40	9.09%

Litchfield School District FY2016 Year-To-Date Budget Status Report

Account Detail by Function

Budget Unit	Account	Account Title	Original Appropriation	Budget Amendments	Budget Transfers	Revised Budget	YTD Expended	Encumbered	Available Budget	Percent Available
1021110025	214	DISABILITY INSURANCE	153	0.00	0.00	152.88	44.10	107.10	1.68	1.10%
1021110025	220	SOCIAL SECURITY	4,524	0.00	0.00	4,524.36	1,688.38	2,792.18	43.80	0.97%
1021110025	232	TEACHER RETIREMENT	9,111	0.00	0.00	9,110.85	3,470.80	5,640.20	(0.15)	0.00%
1021110025	250	UNEMPLOYMENT	0	0.00	0.00	0.00	0.00	0.00	0.00	0.00%
1021110025	260	WORKERS COMPENSATION	182	0.00	0.00	182.33	67.88	0.00	114.45	62.77%
1021110025	641	TEXTBOOKS - NEW	0	0.00	0.00	0.00	0.00	0.00	0.00	0.00%
1021110025	650	SOFTWARE	0	0.00	0.00	0.00	0.00	0.00	0.00	0.00%
Total LMS COMPUTER EDUCATION			\$74,613	\$0.00	\$0.00	\$74,613.42	\$28,105.57	\$46,338.67	\$169.18	0.23%
Total 21 - LITCHFIELD MIDDLE SCHOOL			\$2,599,483	\$0.00	\$46.00	\$2,599,529.35	\$860,895.31	\$1,739,931.78	(\$1,297.74)	(0.05%)
CHS REGULAR EDUCATION										
1031110000	110	SALARIES	8,001	0.00	0.00	8,001.00	4,976.26	3,000.00	24.74	0.31%
1031110000	113	TUTOR SALARIES	23,648	0.00	0.00	23,647.77	0.00	0.00	23,647.77	100.00%
1031110000	114	PARA/MONITOR SALARIES	22,401	0.00	0.00	22,400.88	5,270.40	11,059.20	6,071.28	27.10%
1031110000	120	SUBSTITUTE SALARIES	37,500	0.00	0.00	37,500.00	690.00	0.00	36,810.00	98.16%
1031110000	130	OVERTIME	0	0.00	194.10	194.10	194.10	0.00	0.00	0.00%
1031110000	211	HEALTH INSURANCE	0	0.00	0.00	0.00	0.00	0.00	0.00	0.00%
1031110000	212	DENTAL INSURANCE	0	0.00	0.00	0.00	0.00	0.00	0.00	0.00%
1031110000	213	LIFE INSURANCE	0	0.00	0.00	0.00	0.00	0.00	0.00	0.00%
1031110000	214	DISABILITY INSURANCE	0	0.00	0.00	0.00	0.00	0.00	0.00	0.00%
1031110000	220	SOCIAL SECURITY	7,004	0.00	0.00	7,003.55	831.77	1,062.12	5,109.66	72.96%
1031110000	231	NON-TEACHER RETIREMENT	0	0.00	0.00	0.00	0.00	0.00	0.00	0.00%
1031110000	232	TEACHER RETIREMENT	4,284	0.00	0.00	4,283.75	789.58	470.01	3,024.16	70.60%
1031110000	250	UNEMPLOYMENT	0	0.00	0.00	0.00	0.00	0.00	0.00	0.00%
1031110000	260	WORKERS COMPENSATION	282	0.00	0.00	282.24	33.35	0.00	248.89	88.18%
1031110000	320	IN-DIST PROF DEVELOPMENT	0	0.00	0.00	0.00	0.00	0.00	0.00	0.00%
1031110000	321	CONTRACTED SERVICES	1,000	0.00	2,000.00	3,000.00	2,000.00	0.00	1,000.00	33.33%
1031110000	330	PROFESSIONAL SERVICES	0	0.00	0.00	0.00	0.00	0.00	0.00	0.00%
1031110000	430	REPAIRS & MAINTENANCE	2,280	0.00	0.00	2,280.00	2,030.47	22.00	227.53	9.98%
1031110000	440	RENTAL/LEASE INSTR EQUIP	18,166	0.00	0.00	18,166.00	7,839.40	6,423.38	3,903.22	21.49%
1031110000	561	TUITION	0	0.00	0.00	0.00	0.00	0.00	0.00	0.00%
1031110000	580	TRAVEL	1,400	0.00	0.00	1,400.00	0.00	234.04	1,165.96	83.28%
1031110000	610	SUPPLIES	19,655	0.00	(3,424.00)	16,231.00	10,368.89	0.00	5,862.11	36.12%
1031110000	611	SUMMER SCHOOL SUPPLIES	0	0.00	0.00	0.00	0.00	0.00	0.00	0.00%
1031110000	640	TEXTBOOK REPLACEMENT	0	0.00	0.00	0.00	0.00	0.00	0.00	0.00%
1031110000	650	SOFTWARE	0	0.00	0.00	0.00	0.00	0.00	0.00	0.00%
1031110000	733	FURNITURE-ADDITIONAL	1	0.00	0.00	1.00	0.00	0.00	1.00	100.00%
1031110000	734	EQUIPMENT-ADDITIONAL	1	0.00	0.00	1.00	0.00	0.00	1.00	100.00%
1031110000	737	FURNITURE-REPLACEMENT	1	0.00	0.00	1.00	0.00	0.00	1.00	100.00%
1031110000	738	EQUIPMENT-REPLACEMENT	1	0.00	0.00	1.00	0.00	0.00	1.00	100.00%
Total CHS REGULAR EDUCATION			\$145,624	\$0.00	(\$1,229.90)	\$144,394.29	\$35,024.22	\$22,270.75	\$87,099.32	60.32%
CHS ART EDUCATION										
1031110002	110	SALARIES	118,526	0.00	0.00	118,526.00	26,062.56	58,640.87	33,822.57	28.54%
1031110002	120	SUBSTITUTE SALARIES	1	0.00	0.00	1.00	490.00	0.00	(489.00)	(48,900.00%)
1031110002	121	LONG TERM SUB SALARIES	1	0.00	0.00	1.00	0.00	0.00	1.00	100.00%
1031110002	211	HEALTH INSURANCE	33,142	0.00	0.00	33,142.08	4,113.55	9,990.05	19,038.48	57.45%

Litchfield School District FY2016 Year-To-Date Budget Status Report

Account Detail by Function

Budget Unit	Account	Account Title	Original Appropriation	Budget Amendments	Budget Transfers	Revised Budget	YTD Expended	Encumbered	Available Budget	Percent Available
1031110002	212	DENTAL INSURANCE	2,186	0.00	0.00	2,185.68	226.94	551.14	1,407.60	64.40%
1031110002	213	LIFE INSURANCE	185	0.00	0.00	184.80	24.50	59.50	100.80	54.55%
1031110002	214	DISABILITY INSURANCE	312	0.00	0.00	311.76	53.97	131.07	126.72	40.65%
1031110002	220	SOCIAL SECURITY	9,067	0.00	0.00	9,067.24	1,969.91	4,326.65	2,770.68	30.56%
1031110002	232	TEACHER RETIREMENT	18,573	0.00	0.00	18,573.02	3,304.80	7,435.58	7,832.64	42.17%
1031110002	250	UNEMPLOYMENT	0	0.00	0.00	0.00	0.00	0.00	0.00	0.00%
1031110002	260	WORKERS COMPENSATION	365	0.00	0.00	365.41	80.43	0.00	284.98	77.99%
1031110002	580	TRAVEL	1	0.00	0.00	1.00	0.00	0.00	1.00	100.00%
1031110002	610	SUPPLIES	6,079	0.00	0.00	6,079.00	5,483.65	0.00	595.35	9.79%
1031110002	641	TEXTBOOKS - NEW	0	0.00	0.00	0.00	0.00	0.00	0.00	0.00%
1031110002	650	SOFTWARE	0	0.00	0.00	0.00	0.00	0.00	0.00	0.00%
1031110002	733	FURNITURE-ADDITIONAL	0	0.00	0.00	0.00	0.00	0.00	0.00	0.00%
1031110002	734	EQUIPMENT-ADDITIONAL	1	0.00	0.00	1.00	0.00	0.00	1.00	100.00%
1031110002	737	FURNITURE-REPLACEMENT	0	0.00	0.00	0.00	0.00	0.00	0.00	0.00%
1031110002	738	EQUIPMENT-REPLACEMENT	0	0.00	0.00	0.00	0.00	0.00	0.00	0.00%
1031110002	810	DUES AND FEES	375	0.00	0.00	375.00	105.00	0.00	270.00	72.00%
Total CHS ART EDUCATION			\$188,814	\$0.00	\$0.00	\$188,813.99	\$41,915.31	\$81,134.86	\$65,763.82	34.83%
CHS BUSINESS EDUCATION										
1031110003	610	SUPPLIES	2,665	0.00	(50.00)	2,615.00	332.75	0.00	2,282.25	87.28%
1031110003	640	TEXTBOOK REPLACEMENT	0	0.00	0.00	0.00	0.00	0.00	0.00	0.00%
1031110003	641	TEXTBOOKS - NEW	0	0.00	0.00	0.00	0.00	0.00	0.00	0.00%
1031110003	643	PERIODICALS - PRINT	0	0.00	0.00	0.00	0.00	0.00	0.00	0.00%
1031110003	644	INFORMATION ACCESS FEES	112	0.00	0.00	112.00	0.00	0.00	112.00	100.00%
1031110003	649	TAPES/CD/DVD/AUDIO VISUAL	0	0.00	0.00	0.00	0.00	0.00	0.00	0.00%
1031110003	650	SOFTWARE	0	0.00	0.00	0.00	0.00	0.00	0.00	0.00%
1031110003	733	FURNITURE-ADDITIONAL	1	0.00	0.00	1.00	0.00	0.00	1.00	100.00%
1031110003	734	EQUIPMENT-ADDITIONAL	1	0.00	0.00	1.00	0.00	0.00	1.00	100.00%
1031110003	737	FURNITURE-REPLACEMENT	900	0.00	50.00	950.00	949.92	0.00	0.08	0.01%
1031110003	810	DUES AND FEES	105	0.00	0.00	105.00	0.00	0.00	105.00	100.00%
Total CHS BUSINESS EDUCATION			\$3,784	\$0.00	\$0.00	\$3,784.00	\$1,282.67	\$0.00	\$2,501.33	66.10%
CHS ENGLISH EDUCATION										
1031110005	110	SALARIES	270,864	0.00	0.00	270,864.00	83,530.22	187,521.28	(187.50)	(0.07%)
1031110005	120	SUBSTITUTE SALARIES	1	0.00	0.00	1.00	1,045.00	0.00	(1,044.00)	(104,400.00%)
1031110005	211	HEALTH INSURANCE	66,284	0.00	0.00	66,283.92	19,332.81	46,951.11	0.00	0.00%
1031110005	212	DENTAL INSURANCE	4,599	0.00	0.00	4,598.88	1,341.34	3,257.54	0.00	0.00%
1031110005	213	LIFE INSURANCE	462	0.00	0.00	462.00	122.50	297.50	42.00	9.09%
1031110005	214	DISABILITY INSURANCE	712	0.00	0.00	712.32	213.29	517.99	(18.96)	(2.66%)
1031110005	220	SOCIAL SECURITY	20,721	0.00	0.00	20,721.10	6,003.97	13,586.72	1,130.41	5.46%
1031110005	232	TEACHER RETIREMENT	42,444	0.00	0.00	42,444.39	13,079.42	29,384.78	(19.81)	(0.05%)
1031110005	250	UNEMPLOYMENT	0	0.00	0.00	0.00	0.00	0.00	0.00	0.00%
1031110005	260	WORKERS COMPENSATION	835	0.00	0.00	835.08	257.47	0.00	577.61	69.17%
1031110005	610	SUPPLIES	4,539	0.00	1,349.00	5,888.00	5,516.28	0.00	371.72	6.31%
1031110005	640	TEXTBOOK REPLACEMENT	1,342	0.00	0.00	1,342.00	1,156.27	0.00	185.73	13.84%
1031110005	641	TEXTBOOKS - NEW	1	0.00	0.00	1.00	0.00	0.00	1.00	100.00%
1031110005	643	PERIODICALS - PRINT	0	0.00	0.00	0.00	0.00	0.00	0.00	0.00%

Litchfield School District FY2016 Year-To-Date Budget Status Report

Account Detail by Function

Budget Unit	Account	Account Title	Original Appropriation	Budget Amendments	Budget Transfers	Revised Budget	YTD Expended	Encumbered	Available Budget	Percent Available
1031110005	644	INFORMATION ACCESS FEES	0	0.00	0.00	0.00	0.00	0.00	0.00	0.00%
1031110005	649	TAPES/CD/DVD/AUDIO VISUAL	1	0.00	0.00	1.00	0.00	0.00	1.00	100.00%
1031110005	650	SOFTWARE	0	0.00	0.00	0.00	0.00	0.00	0.00	0.00%
1031110005	733	FURNITURE-ADDITIONAL	0	0.00	0.00	0.00	0.00	0.00	0.00	0.00%
1031110005	734	EQUIPMENT-ADDITIONAL	1	0.00	75.00	76.00	70.16	0.00	5.84	7.68%
1031110005	738	EQUIPMENT-REPLACEMENT	1	0.00	0.00	1.00	0.00	0.00	1.00	100.00%
1031110005	810	DUES AND FEES	0	0.00	0.00	0.00	0.00	0.00	0.00	0.00%
Total CHS ENGLISH EDUCATION			\$412,808	\$0.00	\$1,424.00	\$414,231.69	\$131,668.73	\$281,516.92	\$1,046.04	0.25%
CHS FOREIGN LANGUAGES										
1031110006	110	SALARIES	132,584	0.00	0.00	132,583.65	44,899.28	84,661.37	3,023.00	2.28%
1031110006	120	SUBSTITUTE SALARIES	1	0.00	0.00	1.00	250.00	0.00	(249.00)	(24,900.00%)
1031110006	211	HEALTH INSURANCE	21,155	0.00	0.00	21,155.28	250.00	750.00	20,155.28	95.27%
1031110006	212	DENTAL INSURANCE	1,281	0.00	0.00	1,280.88	0.00	0.00	1,280.88	100.00%
1031110006	213	LIFE INSURANCE	92	0.00	0.00	92.40	24.50	59.50	8.40	9.09%
1031110006	214	DISABILITY INSURANCE	104	0.00	0.00	103.68	30.45	73.95	(0.72)	(0.69%)
1031110006	220	SOCIAL SECURITY	10,143	0.00	0.00	10,142.66	3,473.11	6,533.95	135.60	1.34%
1031110006	232	TEACHER RETIREMENT	6,176	0.00	0.00	6,175.55	2,713.61	4,619.38	(1,157.44)	(18.74%)
1031110006	250	UNEMPLOYMENT	0	0.00	0.00	0.00	0.00	0.00	0.00	0.00%
1031110006	260	WORKERS COMPENSATION	409	0.00	0.00	408.76	137.59	0.00	271.17	66.34%
1031110006	610	SUPPLIES	3,579	0.00	0.00	3,579.00	53.90	0.00	3,525.10	98.49%
1031110006	640	TEXTBOOK REPLACEMENT	3,900	0.00	0.00	3,900.00	0.00	0.00	3,900.00	100.00%
1031110006	641	TEXTBOOKS - NEW	1	0.00	0.00	1.00	0.00	0.00	1.00	100.00%
1031110006	644	INFORMATION ACCESS FEES	1	0.00	0.00	1.00	0.00	0.00	1.00	100.00%
1031110006	649	TAPES/CD/DVD/AUDIO VISUAL	0	0.00	0.00	0.00	0.00	0.00	0.00	0.00%
1031110006	650	SOFTWARE	0	0.00	0.00	0.00	0.00	0.00	0.00	0.00%
1031110006	733	FURNITURE-ADDITIONAL	0	0.00	0.00	0.00	0.00	0.00	0.00	0.00%
1031110006	734	EQUIPMENT-ADDITIONAL	0	0.00	0.00	0.00	0.00	0.00	0.00	0.00%
1031110006	738	EQUIPMENT-REPLACEMENT	0	0.00	0.00	0.00	0.00	0.00	0.00	0.00%
1031110006	810	DUES AND FEES	0	0.00	0.00	0.00	0.00	0.00	0.00	0.00%
Total CHS FOREIGN LANGUAGES			\$179,425	\$0.00	\$0.00	\$179,424.86	\$51,832.44	\$96,698.15	\$30,894.27	17.22%
CHS PHYSICAL EDUCATION										
1031110008	110	SALARIES	83,784	0.00	0.00	83,784.50	24,813.92	54,751.43	4,219.15	5.04%
1031110008	120	SUBSTITUTE SALARIES	1	0.00	0.00	1.00	410.00	0.00	(409.00)	(40,900.00%)
1031110008	211	HEALTH INSURANCE	19,038	0.00	0.00	19,038.48	5,552.89	13,485.59	0.00	0.00%
1031110008	212	DENTAL INSURANCE	1,408	0.00	0.00	1,407.60	410.55	997.05	0.00	0.00%
1031110008	213	LIFE INSURANCE	92	0.00	0.00	92.40	24.50	59.50	8.40	9.09%
1031110008	214	DISABILITY INSURANCE	154	0.00	0.00	154.08	46.13	112.03	(4.08)	(2.65%)
1031110008	220	SOCIAL SECURITY	6,410	0.00	0.00	6,409.52	1,785.21	3,967.93	656.38	10.24%
1031110008	232	TEACHER RETIREMENT	9,186	0.00	0.00	9,186.07	2,826.48	6,359.80	(0.21)	0.00%
1031110008	250	UNEMPLOYMENT	0	0.00	0.00	0.00	0.00	0.00	0.00	0.00%
1031110008	260	WORKERS COMPENSATION	258	0.00	0.00	258.31	76.37	0.00	181.94	70.43%
1031110008	430	REPAIRS & MAINTENANCE	1,200	0.00	0.00	1,200.00	1,050.00	0.00	150.00	12.50%
1031110008	610	SUPPLIES	2,496	0.00	0.00	2,496.00	596.68	0.00	1,899.32	76.09%
1031110008	641	TEXTBOOKS - NEW	1	0.00	0.00	1.00	0.00	0.00	1.00	100.00%
1031110008	649	TAPES/CD/DVD/AUDIO VISUAL	209	0.00	0.00	209.00	0.00	0.00	209.00	100.00%

Litchfield School District FY2016 Year-To-Date Budget Status Report

Account Detail by Function

Budget Unit	Account	Account Title	Original Appropriation	Budget Amendments	Budget Transfers	Revised Budget	YTD Expended	Encumbered	Available Budget	Percent Available
1031110008	650	SOFTWARE	0	0.00	0.00	0.00	0.00	0.00	0.00	0.00%
1031110008	733	FURNITURE-ADDITIONAL	1	0.00	0.00	1.00	0.00	0.00	1.00	100.00%
1031110008	734	EQUIPMENT-ADDITIONAL	642	0.00	0.00	642.00	0.00	0.00	642.00	100.00%
1031110008	738	EQUIPMENT-REPLACEMENT	320	0.00	0.00	320.00	0.00	0.00	320.00	100.00%
1031110008	810	DUES AND FEES	0	0.00	0.00	0.00	0.00	0.00	0.00	0.00%
Total CHS PHYSICAL EDUCATION			\$125,201	\$0.00	\$0.00	\$125,200.96	\$37,592.73	\$79,733.33	\$7,874.90	6.29%
CHS FAMILY & CONS SCIENCE										
1031110009	110	SALARIES	64,570	0.00	0.00	64,570.00	19,867.68	44,702.32	0.00	0.00%
1031110009	120	SUBSTITUTE SALARIES	1	0.00	0.00	1.00	210.00	0.00	(209.00)	(20,900.00%)
1031110009	211	HEALTH INSURANCE	19,038	0.00	0.00	19,038.48	5,552.89	13,485.59	0.00	0.00%
1031110009	212	DENTAL INSURANCE	1,408	0.00	0.00	1,407.60	410.55	997.05	0.00	0.00%
1031110009	213	LIFE INSURANCE	92	0.00	0.00	92.40	24.50	59.50	8.40	9.09%
1031110009	214	DISABILITY INSURANCE	170	0.00	0.00	169.92	50.82	123.42	(4.32)	(2.54%)
1031110009	220	SOCIAL SECURITY	4,940	0.00	0.00	4,939.61	1,449.00	3,193.48	297.13	6.02%
1031110009	232	TEACHER RETIREMENT	10,118	0.00	0.00	10,118.12	3,113.28	7,004.61	0.23	0.00%
1031110009	250	UNEMPLOYMENT	0	0.00	0.00	0.00	0.00	0.00	0.00	0.00%
1031110009	260	WORKERS COMPENSATION	199	0.00	0.00	199.07	60.79	0.00	138.28	69.46%
1031110009	430	REPAIRS & MAINTENANCE	0	0.00	0.00	0.00	0.00	0.00	0.00	0.00%
1031110009	610	SUPPLIES	9,103	0.00	(15.00)	9,088.00	3,194.87	0.00	5,893.13	64.85%
1031110009	640	TEXTBOOK REPLACEMENT	528	0.00	0.00	528.00	501.48	0.00	26.52	5.02%
1031110009	641	TEXTBOOKS - NEW	0	0.00	0.00	0.00	0.00	0.00	0.00	0.00%
1031110009	643	PERIODICALS - PRINT	0	0.00	0.00	0.00	0.00	0.00	0.00	0.00%
1031110009	644	INFORMATION ACCESS FEES	0	0.00	0.00	0.00	0.00	0.00	0.00	0.00%
1031110009	649	TAPES/CD/DVD/AUDIO VISUAL	355	0.00	0.00	355.00	0.00	0.00	355.00	100.00%
1031110009	733	FURNITURE-ADDITIONAL	0	0.00	0.00	0.00	0.00	0.00	0.00	0.00%
1031110009	734	EQUIPMENT-ADDITIONAL	0	0.00	0.00	0.00	0.00	0.00	0.00	0.00%
1031110009	738	EQUIPMENT-REPLACEMENT	1,900	0.00	0.00	1,900.00	1,253.80	900.43	(254.23)	(13.38%)
1031110009	810	DUES AND FEES	135	0.00	15.00	150.00	150.00	0.00	0.00	0.00%
Total CHS FAMILY & CONS SCIENCE			\$112,557	\$0.00	\$0.00	\$112,557.20	\$35,839.66	\$70,466.40	\$6,251.14	5.55%
CHS TECHNICAL EDUCATION										
1031110010	110	SALARIES	68,742	0.00	0.00	68,742.38	21,554.76	48,216.99	(1,029.37)	(1.50%)
1031110010	120	SUBSTITUTE SALARIES	1	0.00	0.00	1.00	920.00	0.00	(919.00)	(91,900.00%)
1031110010	211	HEALTH INSURANCE	19,038	0.00	0.00	19,038.48	5,552.89	13,485.59	0.00	0.00%
1031110010	212	DENTAL INSURANCE	1,408	0.00	0.00	1,407.60	410.55	997.05	0.00	0.00%
1031110010	213	LIFE INSURANCE	92	0.00	0.00	92.40	24.50	59.50	8.40	9.09%
1031110010	214	DISABILITY INSURANCE	111	0.00	0.00	111.36	33.32	80.92	(2.88)	(2.59%)
1031110010	220	SOCIAL SECURITY	5,259	0.00	0.00	5,258.79	1,665.23	3,471.78	121.78	2.32%
1031110010	232	TEACHER RETIREMENT	6,629	0.00	0.00	6,628.88	2,059.27	4,589.21	(19.60)	(0.30%)
1031110010	250	UNEMPLOYMENT	0	0.00	0.00	0.00	0.00	0.00	0.00	0.00%
1031110010	260	WORKERS COMPENSATION	212	0.00	0.00	211.93	69.24	0.00	142.69	67.33%
1031110010	442	EQUIP RENTAL	200	0.00	0.00	200.00	0.00	0.00	200.00	100.00%
1031110010	610	SUPPLIES	8,003	0.00	0.00	8,003.00	4,011.96	1,467.53	2,523.51	31.53%
1031110010	640	TEXTBOOK REPLACEMENT	1	0.00	0.00	1.00	0.00	0.00	1.00	100.00%
1031110010	641	TEXTBOOKS - NEW	200	0.00	0.00	200.00	0.00	0.00	200.00	100.00%
1031110010	644	INFORMATION ACCESS FEES	775	0.00	0.00	775.00	0.00	0.00	775.00	100.00%

Litchfield School District FY2016 Year-To-Date Budget Status Report

Account Detail by Function

Budget Unit	Account	Account Title	Original Appropriation	Budget Amendments	Budget Transfers	Revised Budget	YTD Expended	Encumbered	Available Budget	Percent Available
1031110010	649	TAPES/CD/DVD/AUDIO VISUAL	0	0.00	0.00	0.00	0.00	0.00	0.00	0.00%
1031110010	650	SOFTWARE	0	0.00	0.00	0.00	0.00	0.00	0.00	0.00%
1031110010	733	FURNITURE-ADDITIONAL	0	0.00	0.00	0.00	0.00	0.00	0.00	0.00%
1031110010	734	EQUIPMENT-ADDITIONAL	700	0.00	0.00	700.00	0.00	0.00	700.00	100.00%
1031110010	737	FURNITURE-REPLACEMENT	750	0.00	0.00	750.00	0.00	0.00	750.00	100.00%
1031110010	738	EQUIPMENT-REPLACEMENT	678	0.00	0.00	678.00	269.10	0.00	408.90	60.31%
1031110010	810	DUES AND FEES	360	0.00	0.00	360.00	0.00	0.00	360.00	100.00%
Total CHS TECHNICAL EDUCATION			\$113,160	\$0.00	\$0.00	\$113,159.82	\$36,570.82	\$72,368.57	\$4,220.43	3.73%
CHS MATH EDUCATION										
1031110011	110	SALARIES	273,519	0.00	0.00	273,519.00	86,584.54	195,093.34	(8,158.88)	(2.98%)
1031110011	120	SUBSTITUTE SALARIES	1	0.00	0.00	1.00	860.00	0.00	(859.00)	(85,900.00%)
1031110011	211	HEALTH INSURANCE	73,336	0.00	0.00	73,335.84	19,332.81	46,951.11	7,051.92	9.62%
1031110011	212	DENTAL INSURANCE	4,599	0.00	0.00	4,598.88	1,341.34	3,257.54	0.00	0.00%
1031110011	213	LIFE INSURANCE	462	0.00	0.00	462.00	122.50	297.50	42.00	9.09%
1031110011	214	DISABILITY INSURANCE	720	0.00	0.00	719.52	208.74	506.94	3.84	0.53%
1031110011	220	SOCIAL SECURITY	20,924	0.00	0.00	20,924.22	6,382.85	14,150.18	391.19	1.87%
1031110011	232	TEACHER RETIREMENT	42,860	0.00	0.00	42,860.43	13,567.75	30,571.14	(1,278.46)	(2.98%)
1031110011	250	UNEMPLOYMENT	0	0.00	0.00	0.00	0.00	0.00	0.00	0.00%
1031110011	260	WORKERS COMPENSATION	843	0.00	0.00	843.25	266.17	0.00	577.08	68.44%
1031110011	610	SUPPLIES	1,388	0.00	0.00	1,388.00	306.91	0.00	1,081.09	77.89%
1031110011	640	TEXTBOOK REPLACEMENT	1,416	0.00	0.00	1,416.00	0.00	0.00	1,416.00	100.00%
1031110011	641	TEXTBOOKS - NEW	495	0.00	30.00	525.00	524.65	0.00	0.35	0.07%
1031110011	643	PERIODICALS - PRINT	0	0.00	0.00	0.00	0.00	0.00	0.00	0.00%
1031110011	644	INFORMATION ACCESS FEES	225	0.00	(30.00)	195.00	0.00	0.00	195.00	100.00%
1031110011	649	TAPES/CD/DVD/AUDIO VISUAL	0	0.00	0.00	0.00	0.00	0.00	0.00	0.00%
1031110011	650	SOFTWARE	750	0.00	0.00	750.00	0.00	0.00	750.00	100.00%
1031110011	733	FURNITURE-ADDITIONAL	0	0.00	0.00	0.00	0.00	0.00	0.00	0.00%
1031110011	734	EQUIPMENT-ADDITIONAL	1	0.00	0.00	1.00	0.00	0.00	1.00	100.00%
1031110011	738	EQUIPMENT-REPLACEMENT	1	0.00	0.00	1.00	0.00	0.00	1.00	100.00%
1031110011	810	DUES AND FEES	300	0.00	0.00	300.00	0.00	0.00	300.00	100.00%
Total CHS MATH EDUCATION			\$421,840	\$0.00	\$0.00	\$421,840.14	\$129,498.26	\$290,827.75	\$1,514.13	0.36%
CHS MUSIC EDUCATION										
1031110012	110	SALARIES	119,214	0.00	0.00	119,214.00	36,806.20	82,532.80	(125.00)	(0.10%)
1031110012	120	SUBSTITUTE SALARIES	1	0.00	0.00	1.00	485.00	0.00	(484.00)	(48,400.00%)
1031110012	121	LONG TERM SUB SALARIES	1	0.00	0.00	1.00	0.00	0.00	1.00	100.00%
1031110012	211	HEALTH INSURANCE	33,142	0.00	0.00	33,142.08	9,666.44	23,475.64	0.00	0.00%
1031110012	212	DENTAL INSURANCE	2,186	0.00	0.00	2,185.68	637.49	1,548.19	0.00	0.00%
1031110012	213	LIFE INSURANCE	185	0.00	0.00	184.80	49.00	119.00	16.80	9.09%
1031110012	214	DISABILITY INSURANCE	314	0.00	0.00	313.68	93.87	227.97	(8.16)	(2.60%)
1031110012	220	SOCIAL SECURITY	9,120	0.00	0.00	9,119.88	2,537.53	5,939.50	642.85	7.05%
1031110012	232	TEACHER RETIREMENT	18,681	0.00	0.00	18,680.83	5,767.53	12,932.85	(19.55)	(0.10%)
1031110012	250	UNEMPLOYMENT	0	0.00	0.00	0.00	0.00	0.00	0.00	0.00%
1031110012	260	WORKERS COMPENSATION	368	0.00	0.00	367.53	112.96	0.00	254.57	69.27%
1031110012	320	IN-DIST PROF DEVELOPMENT	0	0.00	0.00	0.00	0.00	0.00	0.00	0.00%
1031110012	330	PROFESSIONAL SERVICES	1,040	0.00	0.00	1,040.00	150.00	0.00	890.00	85.58%

Litchfield School District FY2016 Year-To-Date Budget Status Report

Account Detail by Function

Budget Unit	Account	Account Title	Original Appropriation	Budget Amendments	Budget Transfers	Revised Budget	YTD Expended	Encumbered	Available Budget	Percent Available
1031110012	440	RENTAL/LEASE INSTR EQUIP	3,289	0.00	0.00	3,289.00	3,288.27	0.00	0.73	0.02%
1031110012	580	TRAVEL	360	0.00	0.00	360.00	0.00	0.00	360.00	100.00%
1031110012	610	SUPPLIES	5,022	0.00	(1,013.75)	4,008.25	1,244.23	118.40	2,645.62	66.00%
1031110012	640	TEXTBOOK REPLACEMENT	1,000	0.00	0.00	1,000.00	0.00	0.00	1,000.00	100.00%
1031110012	641	TEXTBOOKS - NEW	0	0.00	0.00	0.00	0.00	0.00	0.00	0.00%
1031110012	643	PERIODICALS - PRINT	365	0.00	0.00	365.00	0.00	0.00	365.00	100.00%
1031110012	649	TAPES/CD/DVD/AUDIO VISUAL	140	0.00	0.00	140.00	0.00	0.00	140.00	100.00%
1031110012	650	SOFTWARE	960	0.00	0.00	960.00	360.00	0.00	600.00	62.50%
1031110012	733	FURNITURE-ADDITIONAL	1,710	0.00	0.00	1,710.00	1,710.00	0.00	0.00	0.00%
1031110012	734	EQUIPMENT-ADDITIONAL	1,020	0.00	260.00	1,280.00	1,280.00	0.00	0.00	0.00%
1031110012	737	FURNITURE-REPLACEMENT	753	0.00	0.00	753.00	753.00	0.00	0.00	0.00%
1031110012	738	EQUIPMENT-REPLACEMENT	121	0.00	753.75	874.75	118.90	755.03	0.82	0.09%
1031110012	810	DUES AND FEES	2,330	0.00	0.00	2,330.00	1,408.00	0.00	922.00	39.57%
1031110012	890	MISCELLANEOUS	640	0.00	0.00	640.00	108.50	0.00	531.50	83.05%
Total CHS MUSIC EDUCATION			\$201,960	\$0.00	\$0.00	\$201,960.48	\$66,576.92	\$127,649.38	\$7,734.18	3.83%
CHS SCIENCE EDUCATION										
1031110013	110	SALARIES	318,533	0.00	0.00	318,533.05	114,828.00	225,825.20	(22,120.15)	(6.94%)
1031110013	120	SUBSTITUTE SALARIES	1	0.00	0.00	1.00	1,290.80	0.00	(1,289.80)	(128,980.00%)
1031110013	121	LONG TERM SUB SALARIES	1	0.00	0.00	1.00	0.00	0.00	1.00	100.00%
1031110013	211	HEALTH INSURANCE	10,052	0.00	0.00	10,051.68	12,340.58	29,969.98	(32,258.88)	(320.93%)
1031110013	212	DENTAL INSURANCE	1,281	0.00	0.00	1,280.88	747.18	1,814.58	(1,280.88)	(100.00%)
1031110013	213	LIFE INSURANCE	370	0.00	0.00	369.60	122.50	297.50	(50.40)	(13.64%)
1031110013	214	DISABILITY INSURANCE	641	0.00	0.00	640.56	219.38	532.78	(111.60)	(17.42%)
1031110013	220	SOCIAL SECURITY	24,597	0.00	0.00	24,597.29	8,673.33	16,787.90	(863.94)	(3.51%)
1031110013	232	TEACHER RETIREMENT	38,170	0.00	0.00	38,169.77	15,291.79	29,307.84	(6,429.86)	(16.85%)
1031110013	250	UNEMPLOYMENT	0	0.00	0.00	0.00	0.00	0.00	0.00	0.00%
1031110013	260	WORKERS COMPENSATION	991	0.00	0.00	991.27	353.75	0.00	637.52	64.31%
1031110013	430	REPAIRS & MAINTENANCE	550	0.00	0.00	550.00	550.00	0.00	0.00	0.00%
1031110013	610	SUPPLIES	4,596	0.00	0.00	4,596.00	2,024.69	0.00	2,571.31	55.95%
1031110013	640	TEXTBOOK REPLACEMENT	2,844	0.00	0.00	2,844.00	0.00	0.00	2,844.00	100.00%
1031110013	641	TEXTBOOKS - NEW	669	0.00	0.00	669.00	0.00	0.00	669.00	100.00%
1031110013	643	PERIODICALS - PRINT	307	0.00	0.00	307.00	0.00	0.00	307.00	100.00%
1031110013	644	INFORMATION ACCESS FEES	98	0.00	0.00	98.00	0.00	0.00	98.00	100.00%
1031110013	649	TAPES/CD/DVD/AUDIO VISUAL	427	0.00	0.00	427.00	0.00	0.00	427.00	100.00%
1031110013	650	SOFTWARE	229	0.00	0.00	229.00	0.00	0.00	229.00	100.00%
1031110013	733	FURNITURE-ADDITIONAL	1	0.00	0.00	1.00	0.00	0.00	1.00	100.00%
1031110013	734	EQUIPMENT-ADDITIONAL	3,454	0.00	0.00	3,454.00	0.00	0.00	3,454.00	100.00%
1031110013	737	FURNITURE-REPLACEMENT	1	0.00	0.00	1.00	0.00	0.00	1.00	100.00%
1031110013	738	EQUIPMENT-REPLACEMENT	3,967	0.00	0.00	3,967.00	0.00	0.00	3,967.00	100.00%
1031110013	810	DUES AND FEES	341	0.00	0.00	341.00	0.00	0.00	341.00	100.00%
1031110013	890	MISCELLANEOUS	0	0.00	0.00	0.00	0.00	0.00	0.00	0.00%
Total CHS SCIENCE EDUCATION			\$412,120	\$0.00	\$0.00	\$412,120.10	\$156,442.00	\$304,535.78	(\$48,857.68)	(11.86%)
CHS SOCIAL STUDIES EDUC										
1031110015	110	SALARIES	254,082	0.00	0.00	254,082.00	81,869.48	172,337.52	(125.00)	(0.05%)
1031110015	120	SUBSTITUTE SALARIES	1	0.00	0.00	1.00	590.00	0.00	(589.00)	(58,900.00%)

Litchfield School District FY2016 Year-To-Date Budget Status Report

Account Detail by Function

Budget Unit	Account	Account Title	Original Appropriation	Budget Amendments	Budget Transfers	Revised Budget	YTD Expended	Encumbered	Available Budget	Percent Available
1031110015	121	LONG TERM SUB SALARIES	1	0.00	0.00	1.00	0.00	0.00	1.00	100.00%
1031110015	211	HEALTH INSURANCE	47,129	0.00	0.00	47,128.64	13,662.52	33,466.12	0.00	0.00%
1031110015	212	DENTAL INSURANCE	3,191	0.00	0.00	3,191.28	1,114.40	2,706.40	(629.52)	(19.73%)
1031110015	213	LIFE INSURANCE	462	0.00	0.00	462.00	122.50	297.50	42.00	9.09%
1031110015	214	DISABILITY INSURANCE	668	0.00	0.00	667.92	200.06	485.86	(18.00)	(2.69%)
1031110015	220	SOCIAL SECURITY	19,590	0.00	0.00	19,590.25	6,138.21	12,790.97	661.07	3.37%
1031110015	232	TEACHER RETIREMENT	39,815	0.00	0.00	39,814.65	12,828.94	27,005.65	(19.94)	(0.05%)
1031110015	250	UNEMPLOYMENT	0	0.00	0.00	0.00	0.00	0.00	0.00	0.00%
1031110015	260	WORKERS COMPENSATION	789	0.00	0.00	789.49	251.35	0.00	538.14	68.16%
1031110015	610	SUPPLIES	70	0.00	0.00	70.00	60.00	0.00	10.00	14.29%
1031110015	640	TEXTBOOK REPLACEMENT	3,949	0.00	0.00	3,949.00	1,212.23	0.00	2,736.77	69.30%
1031110015	641	TEXTBOOKS - NEW	1	0.00	0.00	1.00	0.00	0.00	1.00	100.00%
1031110015	643	PERIODICALS - PRINT	117	0.00	0.00	117.00	78.40	0.00	38.60	32.99%
1031110015	644	INFORMATION ACCESS FEES	161	0.00	0.00	161.00	98.00	0.00	63.00	39.13%
1031110015	649	TAPES/CD/DVD/AUDIO VISUAL	1	0.00	0.00	1.00	0.00	0.00	1.00	100.00%
1031110015	650	SOFTWARE	0	0.00	0.00	0.00	0.00	0.00	0.00	0.00%
1031110015	733	FURNITURE-ADDITIONAL	0	0.00	0.00	0.00	0.00	0.00	0.00	0.00%
1031110015	734	EQUIPMENT-ADDITIONAL	0	0.00	0.00	0.00	0.00	0.00	0.00	0.00%
1031110015	738	EQUIPMENT-REPLACEMENT	950	0.00	0.00	950.00	0.00	0.00	950.00	100.00%
Total CHS SOCIAL STUDIES EDUC			\$370,977	\$0.00	\$0.00	\$370,977.23	\$118,226.09	\$249,090.02	\$3,661.12	0.99%
CHS READING EDUCATION										
1031110023	110	SALARIES	0	0.00	0.00	0.00	0.00	0.00	0.00	0.00%
1031110023	211	HEALTH INSURANCE	0	0.00	0.00	0.00	0.00	0.00	0.00	0.00%
1031110023	212	DENTAL INSURANCE	0	0.00	0.00	0.00	0.00	0.00	0.00	0.00%
1031110023	213	LIFE INSURANCE	0	0.00	0.00	0.00	0.00	0.00	0.00	0.00%
1031110023	214	DISABILITY INSURANCE	0	0.00	0.00	0.00	0.00	0.00	0.00	0.00%
1031110023	220	SOCIAL SECURITY	0	0.00	0.00	0.00	0.00	0.00	0.00	0.00%
1031110023	232	TEACHER RETIREMENT	0	0.00	0.00	0.00	0.00	0.00	0.00	0.00%
1031110023	250	UNEMPLOYMENT	0	0.00	0.00	0.00	0.00	0.00	0.00	0.00%
1031110023	260	WORKERS COMPENSATION	0	0.00	0.00	0.00	0.00	0.00	0.00	0.00%
1031110023	610	SUPPLIES	495	0.00	0.00	495.00	0.00	0.00	495.00	100.00%
1031110023	640	TEXTBOOK REPLACEMENT	0	0.00	0.00	0.00	0.00	0.00	0.00	0.00%
1031110023	641	TEXTBOOKS - NEW	0	0.00	0.00	0.00	0.00	0.00	0.00	0.00%
1031110023	734	EQUIPMENT-ADDITIONAL	0	0.00	0.00	0.00	0.00	0.00	0.00	0.00%
1031110023	738	EQUIPMENT-REPLACEMENT	0	0.00	0.00	0.00	0.00	0.00	0.00	0.00%
Total CHS READING EDUCATION			\$495	\$0.00	\$0.00	\$495.00	\$0.00	\$0.00	\$495.00	100.00%
CHS THEATER ARTS EDUC										
1031110024	321	CONTRACTED SERVICES	900	0.00	0.00	900.00	0.00	0.00	900.00	100.00%
1031110024	330	PROFESSIONAL SERVICES	410	0.00	0.00	410.00	0.00	0.00	410.00	100.00%
1031110024	580	TRAVEL	0	0.00	0.00	0.00	0.00	0.00	0.00	0.00%
1031110024	610	SUPPLIES	4,830	0.00	0.00	4,830.00	1,759.25	0.00	3,070.75	63.58%
1031110024	641	TEXTBOOKS - NEW	0	0.00	0.00	0.00	0.00	0.00	0.00	0.00%
1031110024	734	EQUIPMENT-ADDITIONAL	0	0.00	0.00	0.00	0.00	0.00	0.00	0.00%
1031110024	810	DUES AND FEES	0	0.00	0.00	0.00	0.00	0.00	0.00	0.00%
Total CHS THEATER ARTS EDUC			\$6,140	\$0.00	\$0.00	\$6,140.00	\$1,759.25	\$0.00	\$4,380.75	71.35%

Litchfield School District FY2016 Year-To-Date Budget Status Report

Account Detail by Function

Budget Unit	Account	Account Title	Original Appropriation	Budget Amendments	Budget Transfers	Revised Budget	YTD Expended	Encumbered	Available Budget	Percent Available
CHS COMPUTER EDUCATION										
1031110025	110	SALARIES	100,074	0.00	0.00	100,074.00	33,355.32	70,196.33	(3,477.65)	(3.48%)
1031110025	120	SUBSTITUTE SALARIES	1	0.00	0.00	1.00	305.00	0.00	(304.00)	(30,400.00%)
1031110025	211	HEALTH INSURANCE	19,038	0.00	0.00	19,038.48	5,552.89	13,485.59	0.00	0.00%
1031110025	212	DENTAL INSURANCE	1,408	0.00	0.00	1,407.60	410.55	997.05	0.00	0.00%
1031110025	213	LIFE INSURANCE	92	0.00	0.00	92.40	24.50	59.50	8.40	9.09%
1031110025	214	DISABILITY INSURANCE	176	0.00	0.00	176.40	52.78	128.18	(4.56)	(2.59%)
1031110025	220	SOCIAL SECURITY	7,656	0.00	0.00	7,655.66	2,437.67	5,148.28	69.71	0.91%
1031110025	232	TEACHER RETIREMENT	10,507	0.00	0.00	10,507.21	3,634.64	7,417.60	(545.03)	(5.19%)
1031110025	250	UNEMPLOYMENT	0	0.00	0.00	0.00	0.00	0.00	0.00	0.00%
1031110025	260	WORKERS COMPENSATION	309	0.00	0.00	308.52	101.94	0.00	206.58	66.96%
1031110025	610	SUPPLIES	1,950	0.00	0.00	1,950.00	754.39	0.00	1,195.61	61.31%
1031110025	640	TEXTBOOK REPLACEMENT	1	0.00	0.00	1.00	0.00	0.00	1.00	100.00%
1031110025	641	TEXTBOOKS - NEW	1	0.00	0.00	1.00	0.00	0.00	1.00	100.00%
1031110025	644	INFORMATION ACCESS FEES	700	0.00	0.00	700.00	0.00	0.00	700.00	100.00%
1031110025	649	TAPES/CD/DVD/AUDIO VISUAL	0	0.00	0.00	0.00	0.00	0.00	0.00	0.00%
1031110025	650	SOFTWARE	1	0.00	0.00	1.00	0.00	0.00	1.00	100.00%
1031110025	733	FURNITURE-ADDITIONAL	0	0.00	0.00	0.00	0.00	0.00	0.00	0.00%
1031110025	734	EQUIPMENT-ADDITIONAL	0	0.00	0.00	0.00	0.00	0.00	0.00	0.00%
1031110025	737	FURNITURE-REPLACEMENT	1,200	0.00	0.00	1,200.00	0.00	0.00	1,200.00	100.00%
1031110025	738	EQUIPMENT-REPLACEMENT	0	0.00	0.00	0.00	0.00	0.00	0.00	0.00%
1031110025	810	DUES AND FEES	0	0.00	0.00	0.00	0.00	0.00	0.00	0.00%
1031110025	890	MISCELLANEOUS	30	0.00	0.00	30.00	0.00	0.00	30.00	100.00%
Total CHS COMPUTER EDUCATION			\$143,144	\$0.00	\$0.00	\$143,144.27	\$46,629.68	\$97,432.53	(\$917.94)	(0.64%)
Total 31 - CAMPBELL HIGH SCHOOL			\$2,838,050	\$0.00	\$194.10	\$2,838,244.03	\$890,858.78	\$1,773,724.44	\$173,660.81	6.12%
Total 1100 - REGULAR EDUCATION PRGMS			\$7,960,805	\$0.00	(\$28,028.01)	\$7,932,776.96	\$2,538,389.00	\$5,035,904.74	\$358,483.22	4.52%
1201 - SPECIAL EDUCATION PRGMS										
DW SPECIAL EDUCATION										
1000120100	110	SALARIES	64,499	0.00	0.00	64,498.60	95.44	0.00	64,403.16	99.85%
1000120100	113	TUTOR SALARIES	8,420	0.00	0.00	8,420.00	192.50	0.00	8,227.50	97.71%
1000120100	114	PARA/MONITOR SALARIES	6,000	0.00	0.00	6,000.00	1,395.20	0.00	4,604.80	76.75%
1000120100	119	SPED SUMMER PRGM SALARIES	49,950	0.00	0.00	49,950.16	39,264.55	0.00	10,685.61	21.39%
1000120100	211	HEALTH INSURANCE	14,104	0.00	0.00	14,103.60	0.00	0.00	14,103.60	100.00%
1000120100	212	DENTAL INSURANCE	778	0.00	0.00	778.08	0.00	0.00	778.08	100.00%
1000120100	213	LIFE INSURANCE	92	0.00	0.00	92.40	0.00	0.00	92.40	100.00%
1000120100	214	DISABILITY INSURANCE	170	0.00	0.00	169.68	0.00	0.00	169.68	100.00%
1000120100	220	SOCIAL SECURITY	9,399	0.00	0.00	9,399.46	3,132.41	0.00	6,267.05	66.67%
1000120100	231	NON-TEACHER RETIREMENT	0	0.00	0.00	0.00	0.00	0.00	0.00	0.00%
1000120100	232	TEACHER RETIREMENT	15,192	0.00	0.00	15,191.85	2,545.16	0.00	12,646.69	83.25%
1000120100	250	UNEMPLOYMENT	0	0.00	0.00	0.00	0.00	0.00	0.00	0.00%
1000120100	260	WORKERS COMPENSATION	379	0.00	0.00	378.81	124.07	0.00	254.74	67.25%
1000120100	272	CONF/WORKSHOP REIMBURSE	37,000	0.00	0.00	37,000.00	6,748.99	20,250.01	10,001.00	27.03%
1000120100	320	IN-DIST PROF DEVELOPMENT	0	0.00	0.00	0.00	0.00	0.00	0.00	0.00%
1000120100	330	PROFESSIONAL SERVICES	141,720	0.00	0.00	141,720.00	32,006.82	84,436.08	25,277.10	17.84%

Litchfield School District FY2016 Year-To-Date Budget Status Report

Account Detail by Function

Budget Unit	Account	Account Title	Original Appropriation	Budget Amendments	Budget Transfers	Revised Budget	YTD Expended	Encumbered	Available Budget	Percent Available
1000120100	331	AUDIT SERVICES	0	0.00	0.00	0.00	0.00	0.00	0.00	0.00%
1000120100	332	TUTOR SERVICES	7,500	0.00	0.00	7,500.00	4,540.00	2,959.00	1.00	0.01%
1000120100	335	LEGAL SERVICES	5,000	0.00	0.00	5,000.00	52.00	448.00	4,500.00	90.00%
1000120100	569	HANDICAPPED TUITION	508,300	0.00	(443,274.80)	65,025.20	125.00	0.00	64,900.20	99.81%
1000120100	580	TRAVEL	4,000	0.00	(194.10)	3,805.90	446.00	234.00	3,125.90	82.13%
1000120100	590	EXTENDED YEAR PROGRAM	160	0.00	0.00	160.00	100.00	0.00	60.00	37.50%
1000120100	610	SUPPLIES	591	0.00	0.00	591.00	0.00	0.00	591.00	100.00%
1000120100	734	EQUIPMENT-ADDITIONAL	1	0.00	0.00	1.00	0.00	0.00	1.00	100.00%
1000120100	810	DUES AND FEES	0	0.00	0.00	0.00	0.00	0.00	0.00	0.00%
1000120100	890	MISCELLANEOUS	17,050	0.00	0.00	17,050.00	6,598.27	10,201.73	250.00	1.47%
Total DW SPECIAL EDUCATION			\$890,305	\$0.00	(\$443,468.90)	\$446,835.74	\$97,366.41	\$118,528.82	\$230,940.51	51.68%
Total 00 - DISTRICT-WIDE			\$890,305	\$0.00	(\$443,468.90)	\$446,835.74	\$97,366.41	\$118,528.82	\$230,940.51	51.68%
GMS SPECIAL EDUCATION										
1011120100	110	SALARIES	317,422	0.00	0.00	317,422.00	100,604.08	216,997.92	(180.00)	(0.06%)
1011120100	114	PARA/MONITOR SALARIES	437,746	0.00	0.00	437,745.55	118,997.96	239,962.31	78,785.28	18.00%
1011120100	120	SUBSTITUTE SALARIES	1	0.00	0.00	1.00	4,240.00	0.00	(4,239.00)	(423,900.00%)
1011120100	130	OVERTIME	1	0.00	0.00	1.00	0.00	0.00	1.00	100.00%
1011120100	211	HEALTH INSURANCE	86,323	0.00	0.00	86,322.64	25,135.77	61,186.87	0.00	0.00%
1011120100	212	DENTAL INSURANCE	5,779	0.00	0.00	5,778.96	1,501.92	3,647.52	629.52	10.89%
1011120100	213	LIFE INSURANCE	554	0.00	0.00	554.40	147.00	357.00	50.40	9.09%
1011120100	214	DISABILITY INSURANCE	835	0.00	0.00	835.20	248.36	603.16	(16.32)	(1.95%)
1011120100	220	SOCIAL SECURITY	60,142	0.00	0.00	60,141.90	16,712.04	33,998.17	9,431.69	15.68%
1011120100	231	NON-TEACHER RETIREMENT	0	0.00	0.00	0.00	0.00	0.00	0.00	0.00%
1011120100	232	TEACHER RETIREMENT	49,740	0.00	0.00	49,740.02	15,764.72	34,003.57	(28.27)	(0.06%)
1011120100	250	UNEMPLOYMENT	0	0.00	0.00	0.00	0.00	0.00	0.00	0.00%
1011120100	260	WORKERS COMPENSATION	2,331	0.00	0.00	2,331.27	679.78	0.00	1,651.49	70.84%
1011120100	325	TESTING PROTOCOLS	0	0.00	0.00	0.00	0.00	0.00	0.00	0.00%
1011120100	330	PROFESSIONAL SERVICES	0	0.00	0.00	0.00	0.00	0.00	0.00	0.00%
1011120100	430	REPAIRS & MAINTENANCE	930	0.00	0.00	930.00	135.00	25.00	770.00	82.80%
1011120100	561	TUITION	0	0.00	0.00	0.00	0.00	0.00	0.00	0.00%
1011120100	569	HANDICAPPED TUITION	1	0.00	3,000.00	3,001.00	3,000.00	0.00	1.00	0.03%
1011120100	610	SUPPLIES	5,200	0.00	0.00	5,200.00	1,474.48	0.00	3,725.52	71.64%
1011120100	630	FOOD	150	0.00	0.00	150.00	0.00	0.00	150.00	100.00%
1011120100	640	TEXTBOOK REPLACEMENT	1	0.00	0.00	1.00	0.00	0.00	1.00	100.00%
1011120100	641	TEXTBOOKS - NEW	2,523	0.00	0.00	2,523.00	254.10	0.00	2,268.90	89.93%
1011120100	649	TAPES/CD/DVD/AUDIO VISUAL	0	0.00	0.00	0.00	0.00	0.00	0.00	0.00%
1011120100	650	SOFTWARE	1,100	0.00	0.00	1,100.00	18.95	59.99	1,021.06	92.82%
1011120100	733	FURNITURE-ADDITIONAL	180	0.00	0.00	180.00	0.00	0.00	180.00	100.00%
1011120100	734	EQUIPMENT-ADDITIONAL	5,000	0.00	0.00	5,000.00	1,375.91	0.00	3,624.09	72.48%
1011120100	738	EQUIPMENT-REPLACEMENT	3,059	0.00	0.00	3,059.00	446.18	0.00	2,612.82	85.41%
1011120100	820	DUES, SUBSCRIPTIONS	813	0.00	0.00	813.00	95.00	0.00	718.00	88.31%
1011120100	890	MISCELLANEOUS	0	0.00	0.00	0.00	0.00	0.00	0.00	0.00%
Total GMS SPECIAL EDUCATION			\$979,831	\$0.00	\$3,000.00	\$982,830.94	\$290,831.25	\$590,841.51	\$101,158.18	10.29%
Total 11 - GRIFFIN MEMORIAL SCHOOL			\$979,831	\$0.00	\$3,000.00	\$982,830.94	\$290,831.25	\$590,841.51	\$101,158.18	10.29%

Litchfield School District FY2016 Year-To-Date Budget Status Report

Account Detail by Function

Budget Unit	Account	Account Title	Original Appropriation	Budget Amendments	Budget Transfers	Revised Budget	YTD Expended	Encumbered	Available Budget	Percent Available
LMS SPECIAL EDUCATION										
1021120100	110	SALARIES	252,905	0.00	0.00	252,904.70	65,623.10	133,655.10	53,626.50	21.20%
1021120100	114	PARA/MONITOR SALARIES	248,685	0.00	0.00	248,685.29	78,000.96	168,351.75	2,332.58	0.94%
1021120100	120	SUBSTITUTE SALARIES	1	0.00	0.00	1.00	1,795.00	0.00	(1,794.00)	(179,400.00%)
1021120100	121	LONG TERM SUB SALARIES	1	0.00	0.00	1.00	0.00	0.00	1.00	100.00%
1021120100	130	OVERTIME	1	0.00	0.00	1.00	0.00	0.00	1.00	100.00%
1021120100	211	HEALTH INSURANCE	75,154	0.00	0.00	75,154.08	18,324.53	44,502.45	12,327.10	16.40%
1021120100	212	DENTAL INSURANCE	6,911	0.00	0.00	6,911.28	1,446.41	3,512.64	1,952.23	28.25%
1021120100	213	LIFE INSURANCE	490	0.00	0.00	489.72	105.35	255.85	128.52	26.24%
1021120100	214	DISABILITY INSURANCE	665	0.00	0.00	665.11	153.93	373.88	137.30	20.64%
1021120100	220	SOCIAL SECURITY	38,372	0.00	0.00	38,371.69	10,833.76	22,348.92	5,189.01	13.52%
1021120100	231	NON-TEACHER RETIREMENT	0	0.00	0.00	0.00	0.00	0.00	0.00	0.00%
1021120100	232	TEACHER RETIREMENT	39,362	0.00	0.00	39,361.94	10,283.12	20,943.69	8,135.13	20.67%
1021120100	250	UNEMPLOYMENT	0	0.00	0.00	0.00	0.00	0.00	0.00	0.00%
1021120100	260	WORKERS COMPENSATION	1,546	0.00	0.00	1,546.40	440.87	0.00	1,105.53	71.49%
1021120100	325	TESTING PROTOCOLS	0	0.00	0.00	0.00	0.00	0.00	0.00	0.00%
1021120100	330	PROFESSIONAL SERVICES	0	0.00	0.00	0.00	0.00	0.00	0.00	0.00%
1021120100	430	REPAIRS & MAINTENANCE	620	0.00	0.00	620.00	218.25	0.00	401.75	64.80%
1021120100	440	RENTAL/LEASE INSTR EQUIP	0	0.00	0.00	0.00	0.00	0.00	0.00	0.00%
1021120100	569	HANDICAPPED TUITION	1	0.00	93,850.00	93,851.00	63,124.15	28,592.49	2,134.36	2.27%
1021120100	610	SUPPLIES	1,570	0.00	0.00	1,570.10	558.68	137.46	873.96	55.66%
1021120100	630	FOOD	150	0.00	0.00	150.00	100.00	0.00	50.00	33.33%
1021120100	640	TEXTBOOK REPLACEMENT	0	0.00	0.00	0.00	0.00	0.00	0.00	0.00%
1021120100	641	TEXTBOOKS - NEW	2,404	0.00	0.00	2,404.00	518.37	0.00	1,885.63	78.44%
1021120100	649	TAPES/CD/DVD/AUDIO VISUAL	0	0.00	0.00	0.00	0.00	0.00	0.00	0.00%
1021120100	650	SOFTWARE	606	0.00	0.00	606.00	194.95	0.00	411.05	67.83%
1021120100	733	FURNITURE-ADDITIONAL	455	0.00	0.00	455.00	0.00	0.00	455.00	100.00%
1021120100	734	EQUIPMENT-ADDITIONAL	186	0.00	0.00	186.00	0.00	0.00	186.00	100.00%
1021120100	737	FURNITURE-REPLACEMENT	0	0.00	0.00	0.00	0.00	0.00	0.00	0.00%
1021120100	738	EQUIPMENT-REPLACEMENT	4,809	0.00	0.00	4,809.00	2,142.88	0.00	2,666.12	55.44%
1021120100	890	MISCELLANEOUS	100	0.00	0.00	100.00	0.00	0.00	100.00	100.00%
Total LMS SPECIAL EDUCATION			\$674,994	\$0.00	\$93,850.00	\$768,844.31	\$253,864.31	\$422,674.23	\$92,305.77	12.01%
Total 21 - LITCHFIELD MIDDLE SCHOOL			\$674,994	\$0.00	\$93,850.00	\$768,844.31	\$253,864.31	\$422,674.23	\$92,305.77	12.01%
CHS SPECIAL EDUCATION										
1031120100	110	SALARIES	191,566	0.00	0.00	191,566.50	53,241.16	119,601.34	18,724.00	9.77%
1031120100	113	TUTOR SALARIES	3	0.00	0.00	3.00	0.00	0.00	3.00	100.00%
1031120100	114	PARA/MONITOR SALARIES	256,085	0.00	0.00	256,084.61	92,020.57	187,934.18	(23,870.14)	(9.32%)
1031120100	117	CLERICAL SALARIES	0	0.00	0.00	0.00	0.00	0.00	0.00	0.00%
1031120100	120	SUBSTITUTE SALARIES	1	0.00	0.00	1.00	1,039.33	0.00	(1,038.33)	(103,833.00%)
1031120100	130	OVERTIME	300	0.00	0.00	300.00	194.10	0.00	105.90	35.30%
1031120100	211	HEALTH INSURANCE	34,142	0.00	0.00	34,142.08	4,613.55	11,490.05	18,038.48	52.83%
1031120100	212	DENTAL INSURANCE	2,186	0.00	0.00	2,185.68	226.94	551.14	1,407.60	64.40%
1031120100	213	LIFE INSURANCE	277	0.00	0.00	277.20	73.50	178.50	25.20	9.09%
1031120100	214	DISABILITY INSURANCE	438	0.00	0.00	437.52	116.90	283.90	36.72	8.39%
1031120100	220	SOCIAL SECURITY	34,322	0.00	0.00	34,322.08	11,176.67	23,381.10	(235.69)	(0.69%)

Litchfield School District FY2016 Year-To-Date Budget Status Report

Account Detail by Function

Budget Unit	Account	Account Title	Original Appropriation	Budget Amendments	Budget Transfers	Revised Budget	YTD Expended	Encumbered	Available Budget	Percent Available
1031120100	231	NON-TEACHER RETIREMENT	0	0.00	0.00	0.00	0.00	0.00	0.00	0.00%
1031120100	232	TEACHER RETIREMENT	26,076	0.00	0.00	26,075.50	7,175.91	16,101.86	2,797.73	10.73%
1031120100	250	UNEMPLOYMENT	0	0.00	0.00	0.00	0.00	0.00	0.00	0.00%
1031120100	260	WORKERS COMPENSATION	1,383	0.00	0.00	1,383.18	445.62	0.00	937.56	67.78%
1031120100	321	CONTRACTED SERVICES	0	0.00	0.00	0.00	0.00	0.00	0.00	0.00%
1031120100	325	TESTING PROTOCOLS	0	0.00	0.00	0.00	0.00	0.00	0.00	0.00%
1031120100	330	PROFESSIONAL SERVICES	0	0.00	0.00	0.00	0.00	0.00	0.00	0.00%
1031120100	421	UTILITIES-DISPOSAL	200	0.00	0.00	200.00	0.00	0.00	200.00	100.00%
1031120100	430	REPAIRS & MAINTENANCE	510	0.00	0.00	510.00	157.39	0.00	352.61	69.14%
1031120100	440	RENTAL/LEASE INSTR EQUIP	0	0.00	0.00	0.00	0.00	0.00	0.00	0.00%
1031120100	569	HANDICAPPED TUITION	1	0.00	318,138.80	318,139.80	137,106.42	181,032.92	0.46	0.00%
1031120100	610	SUPPLIES	2,488	0.00	(325.00)	2,163.00	369.36	0.00	1,793.64	82.92%
1031120100	630	FOOD	720	0.00	0.00	720.00	0.00	0.00	720.00	100.00%
1031120100	640	TEXTBOOK REPLACEMENT	0	0.00	0.00	0.00	0.00	0.00	0.00	0.00%
1031120100	641	TEXTBOOKS - NEW	0	0.00	0.00	0.00	0.00	0.00	0.00	0.00%
1031120100	649	TAPES/CD/DVD/AUDIO VISUAL	1	0.00	0.00	1.00	0.00	0.00	1.00	100.00%
1031120100	650	SOFTWARE	7,219	0.00	0.00	7,219.00	24.99	0.00	7,194.01	99.65%
1031120100	733	FURNITURE-ADDITIONAL	3,945	0.00	0.00	3,945.00	0.00	0.00	3,945.00	100.00%
1031120100	734	EQUIPMENT-ADDITIONAL	4,000	0.00	0.00	4,000.00	2,222.54	0.00	1,777.46	44.44%
1031120100	737	FURNITURE-REPLACEMENT	0	0.00	0.00	0.00	0.00	0.00	0.00	0.00%
1031120100	738	EQUIPMENT-REPLACEMENT	3,640	0.00	0.00	3,640.00	0.00	0.00	3,640.00	100.00%
1031120100	890	MISCELLANEOUS	0	0.00	0.00	0.00	0.00	0.00	0.00	0.00%
Total CHS SPECIAL EDUCATION			\$569,502	\$0.00	\$317,813.80	\$887,316.15	\$310,204.95	\$540,554.99	\$36,556.21	4.12%
Total 31 - CAMPBELL HIGH SCHOOL			\$569,502	\$0.00	\$317,813.80	\$887,316.15	\$310,204.95	\$540,554.99	\$36,556.21	4.12%
Total 1201 - SPECIAL EDUCATION PRGMS			\$3,114,632	\$0.00	(\$28,805.10)	\$3,085,827.14	\$952,266.92	\$1,672,599.55	\$460,960.67	14.94%
1260 - BILINGUAL PROGRAMS										
DIST-WIDE BILINGUAL PRGMS										
1000126000	110	SALARIES	33,897	0.00	0.00	33,897.00	10,429.84	23,467.16	0.00	0.00%
1000126000	121	LONG TERM SUB SALARIES	1	0.00	0.00	1.00	0.00	0.00	1.00	100.00%
1000126000	220	SOCIAL SECURITY	2,593	0.00	0.00	2,593.12	797.84	1,795.23	0.05	0.00%
1000126000	250	UNEMPLOYMENT	0	0.00	0.00	0.00	0.00	0.00	0.00	0.00%
1000126000	260	WORKERS COMPENSATION	104	0.00	0.00	104.50	31.60	0.00	72.90	69.76%
1000126000	330	PROFESSIONAL SERVICES	500	0.00	0.00	500.00	150.00	0.00	350.00	70.00%
1000126000	610	SUPPLIES	106	0.00	0.00	106.00	26.63	0.00	79.37	74.88%
1000126000	641	TEXTBOOKS - NEW	224	0.00	0.00	224.00	0.00	0.00	224.00	100.00%
1000126000	650	SOFTWARE	105	0.00	0.00	105.00	99.95	0.00	5.05	4.81%
1000126000	734	EQUIPMENT-ADDITIONAL	1,000	0.00	0.00	1,000.00	516.85	0.00	483.15	48.32%
Total DIST-WIDE BILINGUAL PRGMS			\$38,531	\$0.00	\$0.00	\$38,530.62	\$12,052.71	\$25,262.39	\$1,215.52	3.15%
Total 00 - DISTRICT-WIDE			\$38,531	\$0.00	\$0.00	\$38,530.62	\$12,052.71	\$25,262.39	\$1,215.52	3.15%
Total 1260 - BILINGUAL PROGRAMS			\$38,531	\$0.00	\$0.00	\$38,530.62	\$12,052.71	\$25,262.39	\$1,215.52	3.15%

Litchfield School District FY2016 Year-To-Date Budget Status Report

Account Detail by Function

Budget Unit	Account	Account Title	Original Appropriation	Budget Amendments	Budget Transfers	Revised Budget	YTD Expended	Encumbered	Available Budget	Percent Available
1301 - VOCATIONAL EDUCATION PRGM										
CHS VOCATIONAL EDUCATION										
1031130100	561	TUITION	25,385	0.00	0.00	25,385.00	0.00	23,008.88	2,376.12	9.36%
Total CHS VOCATIONAL EDUCATION			\$25,385	\$0.00	\$0.00	\$25,385.00	\$0.00	\$23,008.88	\$2,376.12	9.36%
Total 31 - CAMPBELL HIGH SCHOOL			\$25,385	\$0.00	\$0.00	\$25,385.00	\$0.00	\$23,008.88	\$2,376.12	9.36%
Total 1301 - VOCATIONAL EDUCATION PRGM			\$25,385	\$0.00	\$0.00	\$25,385.00	\$0.00	\$23,008.88	\$2,376.12	9.36%
1410 - CO-CURRICULAR ACTIVITIES										
DIST-WIDE CO-CURRICULAR										
1000141000	110	SALARIES	(36,142)	0.00	0.00	(36,142.00)	0.00	0.00	(36,142.00)	100.00%
Total DIST-WIDE CO-CURRICULAR			(\$36,142)	\$0.00	\$0.00	(\$36,142.00)	\$0.00	\$0.00	(\$36,142.00)	100.00%
Total 00 - DISTRICT-WIDE			(\$36,142)	\$0.00	\$0.00	(\$36,142.00)	\$0.00	\$0.00	(\$36,142.00)	100.00%
GMS CO-CURRICULAR										
1011141000	110	SALARIES	16,866	0.00	0.00	16,865.88	5,871.60	5,871.56	5,122.72	30.37%
1011141000	220	SOCIAL SECURITY	1,290	0.00	0.00	1,290.27	429.50	426.59	434.18	33.65%
1011141000	231	NON-TEACHER RETIREMENT	1	0.00	0.00	1.00	93.42	93.49	(185.91)	(18,591.00%)
1011141000	232	TEACHER RETIREMENT	1,111	0.00	0.00	1,111.14	719.38	719.99	(328.23)	(29.54%)
1011141000	250	UNEMPLOYMENT	0	0.00	0.00	0.00	0.00	0.00	0.00	0.00%
1011141000	260	WORKERS COMPENSATION	52	0.00	0.00	52.00	17.80	0.00	34.20	65.77%
1011141000	610	SUPPLIES	400	0.00	0.00	400.00	0.00	0.00	400.00	100.00%
1011141000	810	DUES AND FEES	200	0.00	0.00	200.00	0.00	50.00	150.00	75.00%
Total GMS CO-CURRICULAR			\$19,920	\$0.00	\$0.00	\$19,920.29	\$7,131.70	\$7,161.63	\$5,626.96	28.25%
Total 11 - GRIFFIN MEMORIAL SCHOOL			\$19,920	\$0.00	\$0.00	\$19,920.29	\$7,131.70	\$7,161.63	\$5,626.96	28.25%
LMS CO-CURRICULAR										
1021141000	110	SALARIES	36,755	0.00	0.00	36,755.04	12,362.77	12,624.09	11,768.18	32.02%
1021141000	211	HEALTH INSURANCE	0	0.00	0.00	0.00	0.00	0.00	0.00	0.00%
1021141000	220	SOCIAL SECURITY	2,812	0.00	0.00	2,811.84	906.68	927.05	978.11	34.79%
1021141000	231	NON-TEACHER RETIREMENT	0	0.00	0.00	0.00	0.00	0.00	0.00	0.00%
1021141000	232	TEACHER RETIREMENT	3,482	0.00	0.00	3,482.38	1,478.53	1,519.27	484.58	13.92%
1021141000	250	UNEMPLOYMENT	0	0.00	0.00	0.00	0.00	0.00	0.00	0.00%
1021141000	260	WORKERS COMPENSATION	113	0.00	0.00	113.32	37.45	0.00	75.87	66.95%
1021141000	391	GAME OFFICIALS	0	0.00	0.00	0.00	0.00	0.00	0.00	0.00%
1021141000	610	SUPPLIES	500	0.00	0.00	500.00	146.35	0.00	353.65	70.73%
1021141000	738	EQUIPMENT-REPLACEMENT	0	0.00	0.00	0.00	0.00	0.00	0.00	0.00%
1021141000	810	DUES AND FEES	0	0.00	0.00	0.00	0.00	0.00	0.00	0.00%
Total LMS CO-CURRICULAR			\$43,663	\$0.00	\$0.00	\$43,662.58	\$14,931.78	\$15,070.41	\$13,660.39	31.29%
Total 21 - LITCHFIELD MIDDLE SCHOOL			\$43,663	\$0.00	\$0.00	\$43,662.58	\$14,931.78	\$15,070.41	\$13,660.39	31.29%
CHS CO-CURRICULAR										
1031141000	110	SALARIES	75,157	0.00	0.00	75,156.66	32,217.02	26,466.84	16,472.80	21.92%
1031141000	122	GAME OFFICIAL SALARY	0	0.00	0.00	0.00	0.00	0.00	0.00	0.00%
1031141000	130	OVERTIME	0	0.00	0.00	0.00	0.00	0.00	0.00	0.00%
1031141000	211	HEALTH INSURANCE	0	0.00	0.00	0.00	0.00	0.00	0.00	0.00%
1031141000	220	SOCIAL SECURITY	5,750	0.00	0.00	5,749.61	2,329.32	1,907.25	1,513.04	26.32%
1031141000	231	NON-TEACHER RETIREMENT	0	0.00	0.00	0.00	0.00	0.00	0.00	0.00%

Litchfield School District FY2016 Year-To-Date Budget Status Report

Account Detail by Function

Budget Unit	Account	Account Title	Original Appropriation	Budget Amendments	Budget Transfers	Revised Budget	YTD Expended	Encumbered	Available Budget	Percent Available
1031141000	232	TEACHER RETIREMENT	8,795	0.00	0.00	8,795.47	4,595.86	3,694.21	505.40	5.75%
1031141000	250	UNEMPLOYMENT	0	0.00	0.00	0.00	0.00	0.00	0.00	0.00%
1031141000	260	WORKERS COMPENSATION	232	0.00	0.00	231.74	97.61	0.00	134.13	57.88%
1031141000	332	TUTOR SERVICES	0	0.00	0.00	0.00	0.00	0.00	0.00	0.00%
1031141000	391	GAME OFFICIALS	0	0.00	0.00	0.00	0.00	0.00	0.00	0.00%
1031141000	430	REPAIRS & MAINTENANCE	0	0.00	0.00	0.00	0.00	0.00	0.00	0.00%
1031141000	580	TRAVEL	300	0.00	0.00	300.00	0.00	0.00	300.00	100.00%
1031141000	610	SUPPLIES	1,085	0.00	0.00	1,085.00	0.00	0.00	1,085.00	100.00%
1031141000	641	TEXTBOOKS - NEW	0	0.00	0.00	0.00	0.00	0.00	0.00	0.00%
1031141000	650	SOFTWARE	0	0.00	0.00	0.00	0.00	0.00	0.00	0.00%
1031141000	733	FURNITURE-ADDITIONAL	0	0.00	0.00	0.00	0.00	0.00	0.00	0.00%
1031141000	734	EQUIPMENT-ADDITIONAL	0	0.00	0.00	0.00	0.00	0.00	0.00	0.00%
1031141000	737	FURNITURE-REPLACEMENT	0	0.00	0.00	0.00	0.00	0.00	0.00	0.00%
1031141000	738	EQUIPMENT-REPLACEMENT	0	0.00	0.00	0.00	0.00	0.00	0.00	0.00%
1031141000	810	DUES AND FEES	7,143	0.00	0.00	7,143.00	2,617.00	0.00	4,526.00	63.36%
1031141000	890	MISCELLANEOUS	850	0.00	0.00	850.00	669.38	0.00	180.62	21.25%
Total CHS CO-CURRICULAR			\$99,311	\$0.00	\$0.00	\$99,311.48	\$42,526.19	\$32,068.30	\$24,716.99	24.89%
Total 31 - CAMPBELL HIGH SCHOOL			\$99,311	\$0.00	\$0.00	\$99,311.48	\$42,526.19	\$32,068.30	\$24,716.99	24.89%
Total 1410 - CO-CURRICULAR ACTIVITIES			\$126,752	\$0.00	\$0.00	\$126,752.35	\$64,589.67	\$54,300.34	\$7,862.34	6.20%
1420 - ATHLETIC ACTIVITIES										
DW ATHLETICS										
1000142000	110	SALARIES	0	0.00	0.00	0.00	0.00	0.00	0.00	0.00%
Total DW ATHLETICS			\$0	\$0.00	\$0.00	\$0.00	\$0.00	\$0.00	\$0.00	0.00%
Total 00 - DISTRICT-WIDE			\$0	\$0.00	\$0.00	\$0.00	\$0.00	\$0.00	\$0.00	0.00%
LMS ATHLETICS										
1021142000	110	SALARIES	21,722	0.00	0.00	21,722.48	9,083.98	11,070.32	1,568.18	7.22%
1021142000	220	SOCIAL SECURITY	1,662	0.00	0.00	1,661.80	650.65	833.87	177.28	10.67%
1021142000	232	TEACHER RETIREMENT	1,938	0.00	0.00	1,937.70	1,177.76	513.82	246.12	12.70%
1021142000	250	UNEMPLOYMENT	0	0.00	0.00	0.00	0.00	0.00	0.00	0.00%
1021142000	260	WORKERS COMPENSATION	67	0.00	0.00	66.94	27.56	0.00	39.38	58.83%
1021142000	339	ATHLETIC TRAINER SERVICES	0	0.00	0.00	0.00	0.00	0.00	0.00	0.00%
1021142000	391	GAME OFFICIALS	5,780	0.00	0.00	5,780.00	5,780.00	0.00	0.00	0.00%
1021142000	610	SUPPLIES	3,377	0.00	0.00	3,377.00	1,538.02	0.00	1,838.98	54.46%
1021142000	734	EQUIPMENT-ADDITIONAL	0	0.00	0.00	0.00	0.00	0.00	0.00	0.00%
1021142000	738	EQUIPMENT-REPLACEMENT	0	0.00	0.00	0.00	0.00	0.00	0.00	0.00%
1021142000	810	DUES AND FEES	1,085	0.00	0.00	1,085.00	1,085.00	0.00	0.00	0.00%
Total LMS ATHLETICS			\$35,631	\$0.00	\$0.00	\$35,630.92	\$19,342.97	\$12,418.01	\$3,869.94	10.86%
Total 21 - LITCHFIELD MIDDLE SCHOOL			\$35,631	\$0.00	\$0.00	\$35,630.92	\$19,342.97	\$12,418.01	\$3,869.94	10.86%
CHS ATHLETICS										
1031142000	110	SALARIES	96,950	0.00	0.00	96,949.50	41,626.30	32,151.74	23,171.46	23.90%
1031142000	112	ADMINISTRATION SALARY	71,500	0.00	0.00	71,500.00	30,222.24	37,777.76	3,500.00	4.90%
1031142000	118	SELF-FUNDED PRGM SALARIES	0	0.00	0.00	0.00	0.00	0.00	0.00	0.00%
1031142000	120	SUBSTITUTE SALARIES	1	0.00	0.00	1.00	150.00	0.00	(149.00)	(14,900.00%)

Litchfield School District FY2016 Year-To-Date Budget Status Report

Account Detail by Function

Budget Unit	Account	Account Title	Original Appropriation	Budget Amendments	Budget Transfers	Revised Budget	YTD Expended	Encumbered	Available Budget	Percent Available
1031142000	122	GAME OFFICIAL SALARY	0	0.00	0.00	0.00	0.00	0.00	0.00	0.00%
1031142000	211	HEALTH INSURANCE	19,038	0.00	0.00	19,038.48	6,464.15	8,227.10	4,347.23	22.83%
1031142000	212	DENTAL INSURANCE	1,408	0.00	0.00	1,407.60	356.62	453.88	597.10	42.42%
1031142000	213	LIFE INSURANCE	342	0.00	0.00	341.76	156.94	202.24	(17.42)	(5.10%)
1031142000	214	DISABILITY INSURANCE	523	0.00	0.00	522.62	238.32	278.04	6.26	1.20%
1031142000	220	SOCIAL SECURITY	12,851	0.00	0.00	12,851.04	5,401.60	5,216.22	2,233.22	17.38%
1031142000	231	NON-TEACHER RETIREMENT	0	0.00	0.00	0.00	0.00	0.00	0.00	0.00%
1031142000	232	TEACHER RETIREMENT	11,892	0.00	0.00	11,892.11	4,735.80	5,919.77	1,236.54	10.40%
1031142000	250	UNEMPLOYMENT	0	0.00	0.00	0.00	0.00	0.00	0.00	0.00%
1031142000	260	WORKERS COMPENSATION	517	0.00	0.00	516.58	220.22	0.00	296.36	57.37%
1031142000	272	CONF/WORKSHOP REIMBURSE	1,200	0.00	0.00	1,200.00	581.50	0.00	618.50	51.54%
1031142000	339	ATHLETIC TRAINER SERVICES	25,500	0.00	0.00	25,500.00	13,000.00	0.00	12,500.00	49.02%
1031142000	391	GAME OFFICIALS	31,153	0.00	0.00	31,153.00	19,000.00	0.00	12,153.00	39.01%
1031142000	430	REPAIRS & MAINTENANCE	4,400	0.00	0.00	4,400.00	0.00	0.00	4,400.00	100.00%
1031142000	442	EQUIP RENTAL	500	0.00	1,000.00	1,500.00	1,022.37	0.00	477.63	31.84%
1031142000	446	SOFTWARE LEASE	1	0.00	0.00	1.00	0.00	0.00	1.00	100.00%
1031142000	534	POSTAGE/GENERAL EXPENSES	200	0.00	0.00	200.00	0.00	0.00	200.00	100.00%
1031142000	580	TRAVEL	1,800	0.00	0.00	1,800.00	698.67	105.92	995.41	55.30%
1031142000	610	SUPPLIES	35,000	0.00	0.00	35,000.00	24,017.20	570.98	10,411.82	29.75%
1031142000	641	TEXTBOOKS - NEW	1	0.00	0.00	1.00	0.00	0.00	1.00	100.00%
1031142000	650	SOFTWARE	5,700	0.00	0.00	5,700.00	1,179.83	0.00	4,520.17	79.30%
1031142000	733	FURNITURE-ADDITIONAL	1	0.00	0.00	1.00	0.00	0.00	1.00	100.00%
1031142000	734	EQUIPMENT-ADDITIONAL	2,000	0.00	(1,000.00)	1,000.00	359.15	0.00	640.85	64.08%
1031142000	738	EQUIPMENT-REPLACEMENT	2,000	0.00	(200.00)	1,800.00	0.00	0.00	1,800.00	100.00%
1031142000	810	DUES AND FEES	10,575	0.00	0.00	10,575.00	7,471.00	180.00	2,924.00	27.65%
1031142000	890	MISCELLANEOUS	(14,829)	0.00	200.00	(14,629.00)	107.00	0.00	(14,736.00)	100.73%
Total CHS ATHLETICS			\$320,223	\$0.00	\$0.00	\$320,222.69	\$157,008.91	\$91,083.65	\$72,130.13	22.52%
Total 31 - CAMPBELL HIGH SCHOOL			\$320,223	\$0.00	\$0.00	\$320,222.69	\$157,008.91	\$91,083.65	\$72,130.13	22.52%
Total 1420 - ATHLETIC ACTIVITIES			\$355,854	\$0.00	\$0.00	\$355,853.61	\$176,351.88	\$103,501.66	\$76,000.07	21.36%
1490 - STUDENT ACTIVITIES										
GMS STUDENT ACTIVITIES										
1011149000	610	SUPPLIES	1,100	0.00	0.00	1,100.00	675.44	300.00	124.56	11.32%
1011149000	635	PUBLICATIONS	0	0.00	0.00	0.00	0.00	0.00	0.00	0.00%
1011149000	734	EQUIPMENT-ADDITIONAL	0	0.00	0.00	0.00	0.00	0.00	0.00	0.00%
1011149000	810	DUES AND FEES	0	0.00	0.00	0.00	0.00	0.00	0.00	0.00%
1011149000	890	MISCELLANEOUS	0	0.00	0.00	0.00	0.00	0.00	0.00	0.00%
Total GMS STUDENT ACTIVITIES			\$1,100	\$0.00	\$0.00	\$1,100.00	\$675.44	\$300.00	\$124.56	11.32%
Total 11 - GRIFFIN MEMORIAL SCHOOL			\$1,100	\$0.00	\$0.00	\$1,100.00	\$675.44	\$300.00	\$124.56	11.32%

Litchfield School District FY2016 Year-To-Date Budget Status Report

Account Detail by Function

Budget Unit	Account	Account Title	Original Appropriation	Budget Amendments	Budget Transfers	Revised Budget	YTD Expended	Encumbered	Available Budget	Percent Available
LMS STUDENT ACTIVITIES										
1021149000	890	MISCELLANEOUS	0	0.00	0.00	0.00	0.00	0.00	0.00	0.00%
Total LMS STUDENT ACTIVITIES			\$0	\$0.00	\$0.00	\$0.00	\$0.00	\$0.00	\$0.00	0.00%
Total 21 - LITCHFIELD MIDDLE SCHOOL			\$0	\$0.00	\$0.00	\$0.00	\$0.00	\$0.00	\$0.00	0.00%
Total 1490 - STUDENT ACTIVITIES			\$1,100	\$0.00	\$0.00	\$1,100.00	\$675.44	\$300.00	\$124.56	11.32%
1501 - SELF-FUNDED PROGRAMS										
GMS SELF-FUNDED PROGRAMS										
1011150100	118	SELF-FUNDED PRGM SALARIES	0	0.00	0.00	0.00	0.00	0.00	0.00	0.00%
1011150100	220	SOCIAL SECURITY	0	0.00	0.00	0.00	0.00	0.00	0.00	0.00%
1011150100	232	TEACHER RETIREMENT	0	0.00	0.00	0.00	0.00	0.00	0.00	0.00%
1011150100	519	TRANSPORTATION	0	0.00	0.00	0.00	0.00	0.00	0.00	0.00%
1011150100	610	SUPPLIES	0	0.00	0.00	0.00	0.00	0.00	0.00	0.00%
1011150100	734	EQUIPMENT-ADDITIONAL	0	0.00	0.00	0.00	0.00	0.00	0.00	0.00%
Total GMS SELF-FUNDED PROGRAMS			\$0	\$0.00	\$0.00	\$0.00	\$0.00	\$0.00	\$0.00	0.00%
Total 11 - GRIFFIN MEMORIAL SCHOOL			\$0	\$0.00	\$0.00	\$0.00	\$0.00	\$0.00	\$0.00	0.00%
LMS SELF-FUNDED PROGRAMS										
1021150100	118	SELF-FUNDED PRGM SALARIES	7,000	0.00	0.00	7,000.00	1,784.96	0.00	5,215.04	74.50%
1021150100	220	SOCIAL SECURITY	536	0.00	0.00	535.50	136.55	0.00	398.95	74.50%
1021150100	232	TEACHER RETIREMENT	1,020	0.00	0.00	1,019.90	279.71	0.00	740.19	72.57%
1021150100	260	WORKERS COMPENSATION	22	0.00	0.00	21.58	5.41	0.00	16.17	74.93%
1021150100	519	TRANSPORTATION	0	0.00	0.00	0.00	0.00	0.00	0.00	0.00%
1021150100	610	SUPPLIES	0	0.00	0.00	0.00	0.00	0.00	0.00	0.00%
1021150100	734	EQUIPMENT-ADDITIONAL	0	0.00	0.00	0.00	0.00	0.00	0.00	0.00%
Total LMS SELF-FUNDED PROGRAMS			\$8,577	\$0.00	\$0.00	\$8,576.98	\$2,206.63	\$0.00	\$6,370.35	74.27%
Total 21 - LITCHFIELD MIDDLE SCHOOL			\$8,577	\$0.00	\$0.00	\$8,576.98	\$2,206.63	\$0.00	\$6,370.35	74.27%
CHS SELF-FUNDED PROGRAMS										
1031150100	118	SELF-FUNDED PRGM SALARIES	25,118	0.00	0.00	25,118.16	324.95	0.00	24,793.21	98.71%
1031150100	213	LIFE INSURANCE	0	0.00	0.00	0.00	0.00	0.00	0.00	0.00%
1031150100	220	SOCIAL SECURITY	1,922	0.00	0.00	1,921.50	655.98	479.87	785.65	40.89%
1031150100	231	NON-TEACHER RETIREMENT	0	0.00	0.00	0.00	0.00	0.00	0.00	0.00%
1031150100	232	TEACHER RETIREMENT	1,614	0.00	0.00	1,614.01	1,003.66	0.00	610.35	37.82%
1031150100	260	WORKERS COMPENSATION	78	0.00	0.00	77.79	25.98	0.00	51.81	66.60%
1031150100	391	GAME OFFICIALS	3,058	0.00	0.00	3,058.00	0.00	0.00	3,058.00	100.00%
1031150100	519	TRANSPORTATION	16,847	0.00	0.00	16,847.00	0.00	0.00	16,847.00	100.00%
1031150100	610	SUPPLIES	10,700	0.00	0.00	10,700.00	0.00	0.00	10,700.00	100.00%
1031150100	734	EQUIPMENT-ADDITIONAL	0	0.00	0.00	0.00	0.00	0.00	0.00	0.00%
1031150100	810	DUES AND FEES	260	0.00	0.00	260.00	0.00	0.00	260.00	100.00%
Total CHS SELF-FUNDED PROGRAMS			\$59,596	\$0.00	\$0.00	\$59,596.46	\$2,010.57	\$479.87	\$57,106.02	95.82%

Litchfield School District FY2016 Year-To-Date Budget Status Report

Account Detail by Function

Budget Unit	Account	Account Title	Original Appropriation	Budget Amendments	Budget Transfers	Revised Budget	YTD Expended	Encumbered	Available Budget	Percent Available
DRIVERS EDUCATION										
1031150121	330	PROFESSIONAL SERVICES	0	0.00	0.00	0.00	0.00	0.00	0.00	0.00%
Total DRIVERS EDUCATION			\$0	\$0.00	\$0.00	\$0.00	\$0.00	\$0.00	\$0.00	0.00%
Total 31 - CAMPBELL HIGH SCHOOL			\$59,596	\$0.00	\$0.00	\$59,596.46	\$2,010.57	\$479.87	\$57,106.02	95.82%
Total 1501 - SELF-FUNDED PROGRAMS			\$68,173	\$0.00	\$0.00	\$68,173.44	\$4,217.20	\$479.87	\$63,476.37	93.11%
1601 - ADULT EDUCATION										
DIST-WIDE ADULT EDUCATION										
1000160100	110	SALARIES	1	0.00	0.00	1.00	0.00	0.00	1.00	100.00%
1000160100	118	SELF-FUNDED PRGM SALARIES	6	0.00	0.00	6.00	0.00	360.00	(354.00)	(5,900.00%)
1000160100	220	SOCIAL SECURITY	0	0.00	0.00	0.42	0.00	27.54	(27.12)	(6,457.14%)
1000160100	231	NON-TEACHER RETIREMENT	0	0.00	0.00	0.00	0.00	0.00	0.00	0.00%
1000160100	232	TEACHER RETIREMENT	0	0.00	0.00	0.00	0.00	0.00	0.00	0.00%
1000160100	250	UNEMPLOYMENT	0	0.00	0.00	0.00	0.00	0.00	0.00	0.00%
1000160100	260	WORKERS COMPENSATION	0	0.00	0.00	0.00	0.00	0.00	0.00	0.00%
1000160100	330	PROFESSIONAL SERVICES	0	0.00	0.00	0.00	0.00	0.00	0.00	0.00%
1000160100	534	POSTAGE/GENERAL EXPENSES	0	0.00	0.00	0.00	0.00	0.00	0.00	0.00%
1000160100	540	ADVERTISING	0	0.00	0.00	0.00	0.00	0.00	0.00	0.00%
1000160100	550	PRINTING & BINDING	0	0.00	0.00	0.00	0.00	0.00	0.00	0.00%
1000160100	580	TRAVEL	0	0.00	0.00	0.00	0.00	0.00	0.00	0.00%
1000160100	610	SUPPLIES	0	0.00	0.00	0.00	0.00	0.00	0.00	0.00%
1000160100	641	TEXTBOOKS - NEW	0	0.00	0.00	0.00	0.00	0.00	0.00	0.00%
1000160100	734	EQUIPMENT-ADDITIONAL	0	0.00	0.00	0.00	0.00	0.00	0.00	0.00%
1000160100	810	DUES AND FEES	0	0.00	0.00	0.00	0.00	0.00	0.00	0.00%
1000160100	890	MISCELLANEOUS	0	0.00	0.00	0.00	0.00	0.00	0.00	0.00%
Total DIST-WIDE ADULT EDUCATION			\$7	\$0.00	\$0.00	\$7.42	\$0.00	\$387.54	(\$380.12)	(5,122.91%)
Total 00 - DISTRICT-WIDE			\$7	\$0.00	\$0.00	\$7.42	\$0.00	\$387.54	(\$380.12)	(5,122.91%)
Total 1601 - ADULT EDUCATION			\$7	\$0.00	\$0.00	\$7.42	\$0.00	\$387.54	(\$380.12)	(5,122.91%)
2120 - GUIDANCE SERVICES										
DISTRICT-WIDE GUIDANCE										
1000212000	211	HEALTH INSURANCE	0	0.00	0.00	0.00	0.00	0.00	0.00	0.00%
1000212000	212	DENTAL INSURANCE	0	0.00	0.00	0.00	0.00	0.00	0.00	0.00%
1000212000	213	LIFE INSURANCE	0	0.00	0.00	0.00	0.00	0.00	0.00	0.00%
1000212000	214	DISABILITY INSURANCE	0	0.00	0.00	0.00	0.00	0.00	0.00	0.00%
1000212000	220	SOCIAL SECURITY	0	0.00	0.00	0.00	0.00	0.00	0.00	0.00%
1000212000	232	TEACHER RETIREMENT	0	0.00	0.00	0.00	0.00	0.00	0.00	0.00%
1000212000	250	UNEMPLOYMENT	0	0.00	0.00	0.00	0.00	0.00	0.00	0.00%
1000212000	320	IN-DIST PROF DEVELOPMENT	0	0.00	0.00	0.00	0.00	0.00	0.00	0.00%
1000212000	446	SOFTWARE LEASE	0	0.00	0.00	0.00	0.00	0.00	0.00	0.00%
1000212000	610	SUPPLIES	0	0.00	0.00	0.00	0.00	0.00	0.00	0.00%
1000212000	650	SOFTWARE	0	0.00	0.00	0.00	0.00	0.00	0.00	0.00%
Total DISTRICT-WIDE GUIDANCE			\$0	\$0.00	\$0.00	\$0.00	\$0.00	\$0.00	\$0.00	0.00%
Total 00 - DISTRICT-WIDE			\$0	\$0.00	\$0.00	\$0.00	\$0.00	\$0.00	\$0.00	0.00%

Litchfield School District FY2016 Year-To-Date Budget Status Report

Account Detail by Function

Budget Unit	Account	Account Title	Original Appropriation	Budget Amendments	Budget Transfers	Revised Budget	YTD Expended	Encumbered	Available Budget	Percent Available
GMS GUIDANCE SERVICES										
1011212000	110	SALARIES	67,817	0.00	0.00	67,817.32	21,541.65	46,275.67	0.00	0.00%
1011212000	114	PARA/MONITOR SALARIES	1	0.00	0.00	1.00	0.00	0.00	1.00	100.00%
1011212000	211	HEALTH INSURANCE	14,104	0.00	0.00	14,103.60	4,113.55	9,990.05	0.00	0.00%
1011212000	212	DENTAL INSURANCE	778	0.00	0.00	778.08	226.94	551.14	0.00	0.00%
1011212000	213	LIFE INSURANCE	92	0.00	0.00	92.40	24.50	59.50	8.40	9.09%
1011212000	214	DISABILITY INSURANCE	174	0.00	0.00	173.76	52.01	126.31	(4.56)	(2.62%)
1011212000	220	SOCIAL SECURITY	5,188	0.00	0.00	5,188.02	1,580.11	3,373.01	234.90	4.53%
1011212000	232	TEACHER RETIREMENT	10,627	0.00	0.00	10,626.97	3,375.58	7,251.40	(0.01)	0.00%
1011212000	250	UNEMPLOYMENT	0	0.00	0.00	0.00	0.00	0.00	0.00	0.00%
1011212000	260	WORKERS COMPENSATION	209	0.00	0.00	209.08	65.31	0.00	143.77	68.76%
1011212000	272	CONF/WORKSHOP REIMBURSE	0	0.00	0.00	0.00	0.00	0.00	0.00	0.00%
1011212000	320	IN-DIST PROF DEVELOPMENT	0	0.00	0.00	0.00	0.00	0.00	0.00	0.00%
1011212000	321	CONTRACTED SERVICES	0	0.00	0.00	0.00	0.00	0.00	0.00	0.00%
1011212000	330	PROFESSIONAL SERVICES	3,775	0.00	0.00	3,775.40	175.90	424.10	3,175.40	84.11%
1011212000	430	REPAIRS & MAINTENANCE	350	0.00	0.00	350.00	135.00	100.00	115.00	32.86%
1011212000	580	TRAVEL	0	0.00	0.00	0.00	0.00	0.00	0.00	0.00%
1011212000	610	SUPPLIES	500	0.00	0.00	500.00	252.99	43.39	203.62	40.72%
1011212000	733	FURNITURE-ADDITIONAL	0	0.00	0.00	0.00	0.00	0.00	0.00	0.00%
1011212000	734	EQUIPMENT-ADDITIONAL	3,000	0.00	0.00	2,999.95	462.72	21.50	2,515.73	83.86%
1011212000	737	FURNITURE-REPLACEMENT	0	0.00	0.00	0.00	0.00	0.00	0.00	0.00%
Total GMS GUIDANCE SERVICES			\$106,616	\$0.00	\$0.00	\$106,615.58	\$32,006.26	\$68,216.07	\$6,393.25	6.00%
Total 11 - GRIFFIN MEMORIAL SCHOOL			\$106,616	\$0.00	\$0.00	\$106,615.58	\$32,006.26	\$68,216.07	\$6,393.25	6.00%
LMS GUIDANCE SERVICES										
1021212000	110	SALARIES	147,019	0.00	0.00	147,018.61	50,834.30	91,195.06	4,989.25	3.39%
1021212000	211	HEALTH INSURANCE	8,052	0.00	0.00	8,051.68	7,609.63	18,480.53	(18,038.48)	(224.03%)
1021212000	212	DENTAL INSURANCE	1,910	0.00	0.00	1,910.40	557.20	1,353.20	0.00	0.00%
1021212000	213	LIFE INSURANCE	185	0.00	0.00	184.80	49.00	119.00	16.80	9.09%
1021212000	214	DISABILITY INSURANCE	351	0.00	0.00	350.88	105.07	255.17	(9.36)	(2.67%)
1021212000	220	SOCIAL SECURITY	11,323	0.00	0.00	11,323.42	3,763.97	6,669.33	890.12	7.86%
1021212000	232	TEACHER RETIREMENT	21,471	0.00	0.00	21,470.85	7,680.68	13,789.73	0.44	0.00%
1021212000	250	UNEMPLOYMENT	0	0.00	0.00	0.00	0.00	0.00	0.00	0.00%
1021212000	260	WORKERS COMPENSATION	456	0.00	0.00	456.34	154.02	0.00	302.32	66.25%
1021212000	330	PROFESSIONAL SERVICES	1,010	0.00	0.00	1,010.00	642.28	367.72	0.00	0.00%
1021212000	430	REPAIRS & MAINTENANCE	350	0.00	0.00	350.00	175.00	0.00	175.00	50.00%
1021212000	610	SUPPLIES	4,395	0.00	0.00	4,395.00	239.00	12.19	4,143.81	94.28%
1021212000	734	EQUIPMENT-ADDITIONAL	0	0.00	0.00	0.00	0.00	0.00	0.00	0.00%
1021212000	738	EQUIPMENT-REPLACEMENT	240	0.00	0.00	240.00	0.00	0.00	240.00	100.00%
Total LMS GUIDANCE SERVICES			\$196,762	\$0.00	\$0.00	\$196,761.98	\$71,810.15	\$132,241.93	(\$7,290.10)	(3.71%)
Total 21 - LITCHFIELD MIDDLE SCHOOL			\$196,762	\$0.00	\$0.00	\$196,761.98	\$71,810.15	\$132,241.93	(\$7,290.10)	(3.71%)
CHS GUIDANCE SERVICES										
1031212000	110	SALARIES	197,944	0.00	0.00	197,944.18	63,740.24	133,857.29	346.65	0.18%
1031212000	112	ADMINISTRATION SALARY	68,100	0.00	0.00	68,100.00	32,901.21	40,555.60	(5,356.81)	(7.87%)
1031212000	114	PARA/MONITOR SALARIES	0	0.00	0.00	0.00	1,030.64	0.00	(1,030.64)	0.00%
1031212000	117	CLERICAL SALARIES	0	0.00	0.00	0.00	0.00	0.00	0.00	0.00%

Litchfield School District FY2016 Year-To-Date Budget Status Report

Account Detail by Function

Budget Unit	Account	Account Title	Original Appropriation	Budget Amendments	Budget Transfers	Revised Budget	YTD Expended	Encumbered	Available Budget	Percent Available
1031212000	120	SUBSTITUTE SALARIES	1	0.00	0.00	1.00	490.00	0.00	(489.00)	(48,900.00%)
1031212000	130	OVERTIME	800	0.00	0.00	800.00	405.15	0.00	394.85	49.36%
1031212000	211	HEALTH INSURANCE	17,104	0.00	0.00	17,103.60	5,363.55	11,740.05	0.00	0.00%
1031212000	212	DENTAL INSURANCE	778	0.00	0.00	778.08	226.94	551.14	0.00	0.00%
1031212000	213	LIFE INSURANCE	576	0.00	0.00	576.24	200.99	340.76	34.49	5.99%
1031212000	214	DISABILITY INSURANCE	917	0.00	0.00	917.18	359.17	602.60	(44.59)	(4.86%)
1031212000	220	SOCIAL SECURITY	20,650	0.00	0.00	20,650.38	7,571.85	13,313.69	(235.16)	(1.14%)
1031212000	231	NON-TEACHER RETIREMENT	3,025	0.00	0.00	3,024.84	1,226.77	1,688.71	109.36	3.62%
1031212000	232	TEACHER RETIREMENT	32,239	0.00	0.00	32,239.03	11,858.19	21,401.32	(1,020.48)	(3.17%)
1031212000	250	UNEMPLOYMENT	0	0.00	0.00	0.00	0.00	0.00	0.00	0.00%
1031212000	260	WORKERS COMPENSATION	832	0.00	0.00	831.93	312.74	0.00	519.19	62.41%
1031212000	272	CONF/WORKSHOP REIMBURSE	1,800	0.00	0.00	1,800.00	198.00	0.00	1,602.00	89.00%
1031212000	330	PROFESSIONAL SERVICES	6,542	0.00	0.00	6,542.00	927.05	1,967.95	3,647.00	55.75%
1031212000	430	REPAIRS & MAINTENANCE	400	0.00	0.00	400.00	0.00	0.00	400.00	100.00%
1031212000	561	TUITION	10,050	0.00	0.00	10,050.00	5,381.42	0.00	4,668.58	46.45%
1031212000	580	TRAVEL	475	0.00	0.00	475.00	73.00	0.00	402.00	84.63%
1031212000	610	SUPPLIES	1,800	0.00	(515.00)	1,285.00	190.65	70.99	1,023.36	79.64%
1031212000	640	TEXTBOOK REPLACEMENT	400	0.00	0.00	400.00	0.00	0.00	400.00	100.00%
1031212000	641	TEXTBOOKS - NEW	0	0.00	0.00	0.00	0.00	0.00	0.00	0.00%
1031212000	644	INFORMATION ACCESS FEES	1,955	0.00	15.00	1,970.00	1,970.00	0.00	0.00	0.00%
1031212000	650	SOFTWARE	0	0.00	0.00	0.00	0.00	0.00	0.00	0.00%
1031212000	733	FURNITURE-ADDITIONAL	0	0.00	0.00	0.00	0.00	0.00	0.00	0.00%
1031212000	734	EQUIPMENT-ADDITIONAL	0	0.00	0.00	0.00	0.00	0.00	0.00	0.00%
1031212000	737	FURNITURE-REPLACEMENT	0	0.00	0.00	0.00	0.00	0.00	0.00	0.00%
1031212000	738	EQUIPMENT-REPLACEMENT	2,150	0.00	0.00	2,150.00	0.00	0.00	2,150.00	100.00%
1031212000	810	DUES AND FEES	970	0.00	0.00	970.00	629.00	0.00	341.00	35.15%
1031212000	890	MISCELLANEOUS	650	0.00	0.00	650.00	0.00	0.00	650.00	100.00%
Total CHS GUIDANCE SERVICES			\$370,158	\$0.00	(\$500.00)	\$369,658.46	\$135,056.56	\$226,090.10	\$8,511.80	2.30%
Total 31 - CAMPBELL HIGH SCHOOL			\$370,158	\$0.00	(\$500.00)	\$369,658.46	\$135,056.56	\$226,090.10	\$8,511.80	2.30%
Total 2120 - GUIDANCE SERVICES			\$673,536	\$0.00	(\$500.00)	\$673,036.02	\$238,872.97	\$426,548.10	\$7,614.95	1.13%
2134 - NURSE SERVICES										
DISTRICT-WIDE NURSE SVCS										
1000213400	120	SUBSTITUTE SALARIES	1	0.00	0.00	1.00	495.00	0.00	(494.00)	(49,400.00%)
1000213400	121	LONG TERM SUB SALARIES	1	0.00	0.00	1.00	0.00	0.00	1.00	100.00%
1000213400	220	SOCIAL SECURITY	1	0.00	0.00	1.00	37.87	0.00	(36.87)	(3,687.00%)
1000213400	260	WORKERS COMPENSATION	1	0.00	0.00	1.00	1.50	0.00	(0.50)	(50.00%)
1000213400	330	PROFESSIONAL SERVICES	0	0.00	0.00	0.00	0.00	0.00	0.00	0.00%
Total DISTRICT-WIDE NURSE SVCS			\$4	\$0.00	\$0.00	\$4.00	\$534.37	\$0.00	(\$530.37)	(13,259.25%)
Total 00 - DISTRICT-WIDE			\$4	\$0.00	\$0.00	\$4.00	\$534.37	\$0.00	(\$530.37)	(13,259.25%)
GMS NURSE SERVICES										
1011213400	110	SALARIES	59,478	0.00	0.00	59,477.74	18,852.88	40,613.84	11.02	0.02%
1011213400	120	SUBSTITUTE SALARIES	1,500	0.00	0.00	1,500.30	315.00	0.00	1,185.30	79.00%
1011213400	121	LONG TERM SUB SALARIES	0	0.00	0.00	0.00	0.00	0.00	0.00	0.00%
1011213400	211	HEALTH INSURANCE	14,104	0.00	0.00	14,103.60	4,113.55	9,990.05	0.00	0.00%

Litchfield School District FY2016 Year-To-Date Budget Status Report

Account Detail by Function

Budget Unit	Account	Account Title	Original Appropriation	Budget Amendments	Budget Transfers	Revised Budget	YTD Expended	Encumbered	Available Budget	Percent Available
1011213400	212	DENTAL INSURANCE	1,408	0.00	0.00	1,407.60	226.94	551.14	629.52	44.72%
1011213400	213	LIFE INSURANCE	92	0.00	0.00	92.40	24.50	59.50	8.40	9.09%
1011213400	214	DISABILITY INSURANCE	155	0.00	0.00	154.80	46.34	112.54	(4.08)	(2.64%)
1011213400	220	SOCIAL SECURITY	4,665	0.00	0.00	4,664.81	1,399.76	2,939.88	325.17	6.97%
1011213400	232	TEACHER RETIREMENT	9,320	0.00	0.00	9,320.16	2,954.22	6,364.19	1.75	0.02%
1011213400	250	UNEMPLOYMENT	0	0.00	0.00	0.00	0.00	0.00	0.00	0.00%
1011213400	260	WORKERS COMPENSATION	188	0.00	0.00	188.00	58.09	0.00	129.91	69.10%
1011213400	430	REPAIRS & MAINTENANCE	125	0.00	0.00	125.00	0.00	0.00	125.00	100.00%
1011213400	610	SUPPLIES	1,633	0.00	0.00	1,633.40	546.92	0.00	1,086.48	66.52%
1011213400	650	SOFTWARE	0	0.00	0.00	0.00	0.00	0.00	0.00	0.00%
1011213400	734	EQUIPMENT-ADDITIONAL	0	0.00	0.00	0.00	0.00	0.00	0.00	0.00%
1011213400	737	FURNITURE-REPLACEMENT	0	0.00	0.00	0.00	0.00	0.00	0.00	0.00%
1011213400	738	EQUIPMENT-REPLACEMENT	0	0.00	0.00	0.00	0.00	0.00	0.00	0.00%
Total GMS NURSE SERVICES			\$92,668	\$0.00	\$0.00	\$92,667.81	\$28,538.20	\$60,631.14	\$3,498.47	3.78%
Total 11 - GRIFFIN MEMORIAL SCHOOL			\$92,668	\$0.00	\$0.00	\$92,667.81	\$28,538.20	\$60,631.14	\$3,498.47	3.78%
LMS NURSE SERVICES										
1021213400	110	SALARIES	51,532	0.00	0.00	51,532.22	16,220.01	35,296.64	15.57	0.03%
1021213400	120	SUBSTITUTE SALARIES	1,500	0.00	0.00	1,500.30	360.00	0.00	1,140.30	76.00%
1021213400	121	LONG TERM SUB SALARIES	1	0.00	0.00	1.00	0.00	0.00	1.00	100.00%
1021213400	211	HEALTH INSURANCE	19,038	0.00	0.00	19,038.48	5,552.89	13,485.59	0.00	0.00%
1021213400	212	DENTAL INSURANCE	1,408	0.00	0.00	1,407.60	410.55	997.05	0.00	0.00%
1021213400	213	LIFE INSURANCE	92	0.00	0.00	92.40	24.50	59.50	8.40	9.09%
1021213400	214	DISABILITY INSURANCE	134	0.00	0.00	134.16	40.18	97.58	(3.60)	(2.68%)
1021213400	220	SOCIAL SECURITY	4,057	0.00	0.00	4,056.99	1,173.45	2,469.84	413.70	10.20%
1021213400	232	TEACHER RETIREMENT	8,075	0.00	0.00	8,075.10	2,541.71	5,530.98	2.41	0.03%
1021213400	250	UNEMPLOYMENT	0	0.00	0.00	0.00	0.00	0.00	0.00	0.00%
1021213400	260	WORKERS COMPENSATION	164	0.00	0.00	163.50	50.22	0.00	113.28	69.28%
1021213400	610	SUPPLIES	816	0.00	0.00	816.00	515.77	84.94	215.29	26.38%
1021213400	650	SOFTWARE	0	0.00	0.00	0.00	0.00	0.00	0.00	0.00%
1021213400	734	EQUIPMENT-ADDITIONAL	0	0.00	0.00	0.00	0.00	0.00	0.00	0.00%
1021213400	738	EQUIPMENT-REPLACEMENT	0	0.00	0.00	0.00	0.00	0.00	0.00	0.00%
Total LMS NURSE SERVICES			\$86,818	\$0.00	\$0.00	\$86,817.75	\$26,889.28	\$58,022.12	\$1,906.35	2.20%
Total 21 - LITCHFIELD MIDDLE SCHOOL			\$86,818	\$0.00	\$0.00	\$86,817.75	\$26,889.28	\$58,022.12	\$1,906.35	2.20%
CHS NURSE SERVICES										
1031213400	110	SALARIES	48,607	0.00	0.00	48,607.10	15,298.52	33,293.04	15.54	0.03%
1031213400	120	SUBSTITUTE SALARIES	1,500	0.00	0.00	1,500.30	1,479.00	0.00	21.30	1.42%
1031213400	211	HEALTH INSURANCE	19,038	0.00	0.00	19,038.48	5,552.89	13,485.59	0.00	0.00%
1031213400	212	DENTAL INSURANCE	1,408	0.00	0.00	1,407.60	410.55	997.05	0.00	0.00%
1031213400	213	LIFE INSURANCE	92	0.00	0.00	92.40	24.50	59.50	8.40	9.09%
1031213400	214	DISABILITY INSURANCE	126	0.00	0.00	126.48	37.87	91.97	(3.36)	(2.66%)
1031213400	220	SOCIAL SECURITY	3,833	0.00	0.00	3,833.22	1,094.89	2,316.56	421.77	11.00%
1031213400	232	TEACHER RETIREMENT	7,617	0.00	0.00	7,616.73	2,397.31	5,217.02	2.40	0.03%
1031213400	250	UNEMPLOYMENT	0	0.00	0.00	0.00	0.00	0.00	0.00	0.00%
1031213400	260	WORKERS COMPENSATION	154	0.00	0.00	154.48	47.00	0.00	107.48	69.58%
1031213400	610	SUPPLIES	1,838	0.00	0.00	1,838.00	818.54	50.68	968.78	52.71%

Litchfield School District FY2016 Year-To-Date Budget Status Report

Account Detail by Function

Budget Unit	Account	Account Title	Original Appropriation	Budget Amendments	Budget Transfers	Revised Budget	YTD Expended	Encumbered	Available Budget	Percent Available
1031213400	650	SOFTWARE	0	0.00	0.00	0.00	0.00	0.00	0.00	0.00%
1031213400	733	FURNITURE-ADDITIONAL	0	0.00	0.00	0.00	0.00	0.00	0.00	0.00%
1031213400	734	EQUIPMENT-ADDITIONAL	0	0.00	0.00	0.00	0.00	0.00	0.00	0.00%
1031213400	737	FURNITURE-REPLACEMENT	0	0.00	0.00	0.00	0.00	0.00	0.00	0.00%
1031213400	738	EQUIPMENT-REPLACEMENT	0	0.00	0.00	0.00	0.00	0.00	0.00	0.00%
Total CHS NURSE SERVICES			\$84,215	\$0.00	\$0.00	\$84,214.79	\$27,161.07	\$55,511.41	\$1,542.31	1.83%
Total 31 - CAMPBELL HIGH SCHOOL			\$84,215	\$0.00	\$0.00	\$84,214.79	\$27,161.07	\$55,511.41	\$1,542.31	1.83%
Total 2134 - NURSE SERVICES			\$263,704	\$0.00	\$0.00	\$263,704.35	\$83,122.92	\$174,164.67	\$6,416.76	2.43%
2140 - PSYCHOLOGICAL SERVICES										
DIST-WIDE PSYCH SERVICES										
1000214000	110	SALARIES	128,981	0.00	0.00	128,980.72	57,532.56	129,448.16	(58,000.00)	(44.97%)
1000214000	211	HEALTH INSURANCE	26,090	0.00	0.00	26,090.16	9,666.37	23,475.47	(7,051.68)	(27.03%)
1000214000	212	DENTAL INSURANCE	1,910	0.00	0.00	1,910.40	703.85	1,709.35	(502.80)	(26.32%)
1000214000	213	LIFE INSURANCE	185	0.00	0.00	184.80	73.50	178.50	(67.20)	(36.36%)
1000214000	214	DISABILITY INSURANCE	339	0.00	0.00	339.36	147.35	357.85	(165.84)	(48.87%)
1000214000	220	SOCIAL SECURITY	9,867	0.00	0.00	9,867.02	4,243.88	9,519.15	(3,896.01)	(39.49%)
1000214000	232	TEACHER RETIREMENT	20,211	0.00	0.00	20,211.28	9,015.36	20,284.17	(9,088.25)	(44.97%)
1000214000	250	UNEMPLOYMENT	0	0.00	0.00	0.00	0.00	0.00	0.00	0.00%
1000214000	260	WORKERS COMPENSATION	398	0.00	0.00	397.64	174.40	0.00	223.24	56.14%
1000214000	272	CONF/WORKSHOP REIMBURSE	3,000	0.00	0.00	3,000.00	99.00	0.00	2,901.00	96.70%
1000214000	320	IN-DIST PROF DEVELOPMENT	0	0.00	0.00	0.00	0.00	0.00	0.00	0.00%
1000214000	325	TESTING PROTOCOLS	6,840	0.00	0.00	6,840.00	3,826.75	0.00	3,013.25	44.05%
1000214000	330	PROFESSIONAL SERVICES	7,000	0.00	0.00	7,000.00	3,200.00	0.00	3,800.00	54.29%
1000214000	580	TRAVEL	750	0.00	0.00	750.00	0.00	200.00	550.00	73.33%
1000214000	610	SUPPLIES	1,144	0.00	0.00	1,144.00	154.03	72.75	917.22	80.18%
1000214000	640	TEXTBOOK REPLACEMENT	0	0.00	0.00	0.00	0.00	0.00	0.00	0.00%
1000214000	641	TEXTBOOKS - NEW	1,269	0.00	0.00	1,269.00	1,183.19	0.00	85.81	6.76%
1000214000	650	SOFTWARE	965	0.00	0.00	965.00	0.00	0.00	965.00	100.00%
1000214000	733	FURNITURE-ADDITIONAL	0	0.00	0.00	0.00	0.00	0.00	0.00	0.00%
1000214000	734	EQUIPMENT-ADDITIONAL	0	0.00	0.00	0.00	0.00	0.00	0.00	0.00%
1000214000	738	EQUIPMENT-REPLACEMENT	250	0.00	0.00	250.00	203.19	0.00	46.81	18.72%
1000214000	810	DUES AND FEES	0	0.00	0.00	0.00	0.00	0.00	0.00	0.00%
Total DIST-WIDE PSYCH SERVICES			\$209,199	\$0.00	\$0.00	\$209,199.38	\$90,223.43	\$185,245.40	(\$66,269.45)	(31.68%)
Total 00 - DISTRICT-WIDE			\$209,199	\$0.00	\$0.00	\$209,199.38	\$90,223.43	\$185,245.40	(\$66,269.45)	(31.68%)
LMS PSYCHOLOGICAL SVCS										
1021214000	330	PROFESSIONAL SERVICES	0	0.00	0.00	0.00	0.00	0.00	0.00	0.00%
Total LMS PSYCHOLOGICAL SVCS			\$0	\$0.00	\$0.00	\$0.00	\$0.00	\$0.00	\$0.00	0.00%
Total 21 - LITCHFIELD MIDDLE SCHOOL			\$0	\$0.00	\$0.00	\$0.00	\$0.00	\$0.00	\$0.00	0.00%

Litchfield School District FY2016 Year-To-Date Budget Status Report

Account Detail by Function

Budget Unit	Account	Account Title	Original Appropriation	Budget Amendments	Budget Transfers	Revised Budget	YTD Expended	Encumbered	Available Budget	Percent Available
CHS PSYCHOLOGICAL SVCS										
1031214000	330	PROFESSIONAL SERVICES	0	0.00	0.00	0.00	0.00	0.00	0.00	0.00%
1031214000	610	SUPPLIES	0	0.00	0.00	0.00	0.00	0.00	0.00	0.00%
Total CHS PSYCHOLOGICAL SVCS			\$0	\$0.00	\$0.00	\$0.00	\$0.00	\$0.00	\$0.00	0.00%
Total 31 - CAMPBELL HIGH SCHOOL			\$0	\$0.00	\$0.00	\$0.00	\$0.00	\$0.00	\$0.00	0.00%
Total 2140 - PSYCHOLOGICAL SERVICES			\$209,199	\$0.00	\$0.00	\$209,199.38	\$90,223.43	\$185,245.40	(\$66,269.45)	(31.68%)
2150 - SPEECH SERVICES										
DISTRICT-WIDE SPEECH SVCS										
1000215000	110	SALARIES	221,249	0.00	0.00	221,249.00	76,740.72	144,560.28	(52.00)	(0.02%)
1000215000	211	HEALTH INSURANCE	23,155	0.00	0.00	23,155.28	6,170.29	14,984.99	2,000.00	8.64%
1000215000	212	DENTAL INSURANCE	3,318	0.00	0.00	3,318.00	967.75	2,350.25	0.00	0.00%
1000215000	213	LIFE INSURANCE	370	0.00	0.00	369.60	98.00	238.00	33.60	9.09%
1000215000	214	DISABILITY INSURANCE	582	0.00	0.00	582.00	174.23	423.13	(15.36)	(2.64%)
1000215000	220	SOCIAL SECURITY	17,079	0.00	0.00	17,078.56	5,763.12	10,786.46	528.98	3.10%
1000215000	232	TEACHER RETIREMENT	34,670	0.00	0.00	34,669.72	12,025.34	22,652.83	(8.45)	(0.02%)
1000215000	250	UNEMPLOYMENT	0	0.00	0.00	0.00	0.00	0.00	0.00	0.00%
1000215000	260	WORKERS COMPENSATION	688	0.00	0.00	688.27	232.48	0.00	455.79	66.22%
1000215000	272	CONF/WORKSHOP REIMBURSE	0	0.00	0.00	0.00	0.00	0.00	0.00	0.00%
1000215000	321	CONTRACTED SERVICES	0	0.00	0.00	0.00	0.00	0.00	0.00	0.00%
1000215000	325	TESTING PROTOCOLS	1,652	0.00	0.00	1,652.00	469.01	0.00	1,182.99	71.61%
1000215000	330	PROFESSIONAL SERVICES	33,000	0.00	0.00	33,000.00	4,473.22	23,026.78	5,500.00	16.67%
1000215000	430	REPAIRS & MAINTENANCE	150	0.00	0.00	150.00	0.00	0.00	150.00	100.00%
1000215000	580	TRAVEL	300	0.00	0.00	300.00	48.30	51.70	200.00	66.67%
1000215000	610	SUPPLIES	1,042	0.00	0.00	1,042.00	430.55	0.00	611.45	58.68%
1000215000	640	TEXTBOOK REPLACEMENT	0	0.00	0.00	0.00	0.00	0.00	0.00	0.00%
1000215000	641	TEXTBOOKS - NEW	295	0.00	0.00	295.00	250.00	0.00	45.00	15.25%
1000215000	650	SOFTWARE	357	0.00	0.00	357.00	72.00	0.00	285.00	79.83%
1000215000	733	FURNITURE-ADDITIONAL	1,315	0.00	0.00	1,315.00	204.99	0.00	1,110.01	84.41%
1000215000	734	EQUIPMENT-ADDITIONAL	0	0.00	0.00	0.00	0.00	0.00	0.00	0.00%
1000215000	737	FURNITURE-REPLACEMENT	0	0.00	0.00	0.00	0.00	0.00	0.00	0.00%
1000215000	738	EQUIPMENT-REPLACEMENT	1,000	0.00	0.00	1,000.00	294.94	0.00	705.06	70.51%
Total DISTRICT-WIDE SPEECH SVCS			\$340,221	\$0.00	\$0.00	\$340,221.43	\$108,414.94	\$219,074.42	\$12,732.07	3.74%
Total 00 - DISTRICT-WIDE			\$340,221	\$0.00	\$0.00	\$340,221.43	\$108,414.94	\$219,074.42	\$12,732.07	3.74%
LMS SPEECH SERVICES										
1021215000	321	CONTRACTED SERVICES	0	0.00	0.00	0.00	0.00	0.00	0.00	0.00%
1021215000	610	SUPPLIES	0	0.00	0.00	0.00	0.00	0.00	0.00	0.00%
Total LMS SPEECH SERVICES			\$0	\$0.00	\$0.00	\$0.00	\$0.00	\$0.00	\$0.00	0.00%
Total 21 - LITCHFIELD MIDDLE SCHOOL			\$0	\$0.00	\$0.00	\$0.00	\$0.00	\$0.00	\$0.00	0.00%

Litchfield School District FY2016 Year-To-Date Budget Status Report

Account Detail by Function

Budget Unit	Account	Account Title	Original Appropriation	Budget Amendments	Budget Transfers	Revised Budget	YTD Expended	Encumbered	Available Budget	Percent Available
CHS SPEECH SERVICES										
1031215000	330	PROFESSIONAL SERVICES	0	0.00	0.00	0.00	0.00	0.00	0.00	0.00%
1031215000	610	SUPPLIES	0	0.00	0.00	0.00	0.00	0.00	0.00	0.00%
Total CHS SPEECH SERVICES			\$0	\$0.00	\$0.00	\$0.00	\$0.00	\$0.00	\$0.00	0.00%
Total 31 - CAMPBELL HIGH SCHOOL			\$0	\$0.00	\$0.00	\$0.00	\$0.00	\$0.00	\$0.00	0.00%
Total 2150 - SPEECH SERVICES			\$340,221	\$0.00	\$0.00	\$340,221.43	\$108,414.94	\$219,074.42	\$12,732.07	3.74%
2160 - OT/PT SERVICES										
DISTRICT-WIDE OT/PT SVCS										
1000216000	110	SALARIES	50,325	0.00	0.00	50,325.00	15,484.64	34,840.36	0.00	0.00%
1000216000	211	HEALTH INSURANCE	1,000	0.00	0.00	1,000.00	250.00	750.00	0.00	0.00%
1000216000	212	DENTAL INSURANCE	1,408	0.00	0.00	1,407.60	410.55	997.05	0.00	0.00%
1000216000	213	LIFE INSURANCE	92	0.00	0.00	92.40	24.50	59.50	8.40	9.09%
1000216000	214	DISABILITY INSURANCE	132	0.00	0.00	132.24	39.62	96.22	(3.60)	(2.72%)
1000216000	220	SOCIAL SECURITY	3,926	0.00	0.00	3,926.36	1,198.07	2,703.60	24.69	0.63%
1000216000	231	NON-TEACHER RETIREMENT	0	0.00	0.00	0.00	0.00	0.00	0.00	0.00%
1000216000	232	TEACHER RETIREMENT	7,886	0.00	0.00	7,885.93	2,426.48	5,459.48	(0.03)	0.00%
1000216000	250	UNEMPLOYMENT	0	0.00	0.00	0.00	0.00	0.00	0.00	0.00%
1000216000	260	WORKERS COMPENSATION	158	0.00	0.00	158.23	47.64	0.00	110.59	69.89%
1000216000	272	CONF/WORKSHOP REIMBURSE	0	0.00	0.00	0.00	0.00	0.00	0.00	0.00%
1000216000	321	CONTRACTED SERVICES	0	0.00	0.00	0.00	0.00	0.00	0.00	0.00%
1000216000	325	TESTING PROTOCOLS	298	0.00	0.00	298.00	0.00	88.15	209.85	70.42%
1000216000	330	PROFESSIONAL SERVICES	41,000	0.00	0.00	41,000.00	12,722.80	24,777.20	3,500.00	8.54%
1000216000	580	TRAVEL	300	0.00	0.00	300.00	0.00	100.00	200.00	66.67%
1000216000	610	SUPPLIES	1,141	0.00	0.00	1,141.00	0.00	529.72	611.28	53.57%
1000216000	640	TEXTBOOK REPLACEMENT	0	0.00	0.00	0.00	0.00	0.00	0.00	0.00%
1000216000	733	FURNITURE-ADDITIONAL	0	0.00	0.00	0.00	0.00	0.00	0.00	0.00%
1000216000	734	EQUIPMENT-ADDITIONAL	613	0.00	0.00	613.00	0.00	0.00	613.00	100.00%
1000216000	737	FURNITURE-REPLACEMENT	0	0.00	0.00	0.00	0.00	0.00	0.00	0.00%
1000216000	738	EQUIPMENT-REPLACEMENT	0	0.00	0.00	0.00	0.00	0.00	0.00	0.00%
Total DISTRICT-WIDE OT/PT SVCS			\$108,280	\$0.00	\$0.00	\$108,279.76	\$32,604.30	\$70,401.28	\$5,274.18	4.87%
Total 00 - DISTRICT-WIDE			\$108,280	\$0.00	\$0.00	\$108,279.76	\$32,604.30	\$70,401.28	\$5,274.18	4.87%
LMS OT/PT SERVICES										
1021216000	321	CONTRACTED SERVICES	0	0.00	0.00	0.00	0.00	0.00	0.00	0.00%
1021216000	610	SUPPLIES	0	0.00	0.00	0.00	0.00	0.00	0.00	0.00%
1021216000	734	EQUIPMENT-ADDITIONAL	0	0.00	0.00	0.00	0.00	0.00	0.00	0.00%
Total LMS OT/PT SERVICES			\$0	\$0.00	\$0.00	\$0.00	\$0.00	\$0.00	\$0.00	0.00%
Total 21 - LITCHFIELD MIDDLE SCHOOL			\$0	\$0.00	\$0.00	\$0.00	\$0.00	\$0.00	\$0.00	0.00%
CHS OT/PT SERVICES										
1031216000	321	CONTRACTED SERVICES	0	0.00	0.00	0.00	0.00	0.00	0.00	0.00%
1031216000	330	PROFESSIONAL SERVICES	0	0.00	0.00	0.00	0.00	0.00	0.00	0.00%

Litchfield School District FY2016 Year-To-Date Budget Status Report

Account Detail by Function

Budget Unit	Account	Account Title	Original Appropriation	Budget Amendments	Budget Transfers	Revised Budget	YTD Expended	Encumbered	Available Budget	Percent Available
1031216000	610	SUPPLIES	0	0.00	0.00	0.00	0.00	0.00	0.00	0.00%
1031216000	734	EQUIPMENT-ADDITIONAL	0	0.00	0.00	0.00	0.00	0.00	0.00	0.00%
Total CHS OT/PT SERVICES			\$0	\$0.00	\$0.00	\$0.00	\$0.00	\$0.00	\$0.00	0.00%
Total 31 - CAMPBELL HIGH SCHOOL			\$0	\$0.00	\$0.00	\$0.00	\$0.00	\$0.00	\$0.00	0.00%
Total 2160 - OT/PT SERVICES			\$108,280	\$0.00	\$0.00	\$108,279.76	\$32,604.30	\$70,401.28	\$5,274.18	4.87%
2190 - OTHER PUPIL SERVICES										
LMS OTHER PUPIL SERVICES										
1021219000	330	PROFESSIONAL SERVICES	0	0.00	0.00	0.00	0.00	0.00	0.00	0.00%
Total LMS OTHER PUPIL SERVICES			\$0	\$0.00	\$0.00	\$0.00	\$0.00	\$0.00	\$0.00	0.00%
Total 21 - LITCHFIELD MIDDLE SCHOOL			\$0	\$0.00	\$0.00	\$0.00	\$0.00	\$0.00	\$0.00	0.00%
Total 2190 - OTHER PUPIL SERVICES			\$0	\$0.00	\$0.00	\$0.00	\$0.00	\$0.00	\$0.00	0.00%
2210 - IMPROVEMENT- INSTRUCTION										
DW IMPROVE INSTRUCTION										
1000221000	110	SALARIES	88,380	0.00	0.00	88,380.00	39,685.68	40,410.52	8,283.80	9.37%
1000221000	211	HEALTH INSURANCE	2,000	0.00	0.00	2,000.00	1,000.00	1,000.00	0.00	0.00%
1000221000	212	DENTAL INSURANCE	0	0.00	0.00	0.00	0.00	0.00	0.00	0.00%
1000221000	213	LIFE INSURANCE	270	0.00	0.00	269.76	111.65	142.10	16.01	5.93%
1000221000	214	DISABILITY INSURANCE	519	0.00	0.00	518.52	231.77	294.98	(8.23)	(1.59%)
1000221000	220	SOCIAL SECURITY	6,965	0.00	0.00	6,964.97	2,842.49	3,195.63	926.85	13.31%
1000221000	231	NON-TEACHER RETIREMENT	0	0.00	0.00	0.00	0.00	0.00	0.00	0.00%
1000221000	232	TEACHER RETIREMENT	2,783	0.00	0.00	2,782.99	564.13	0.00	2,218.86	79.73%
1000221000	250	UNEMPLOYMENT	0	0.00	0.00	0.00	0.00	0.00	0.00	0.00%
1000221000	260	WORKERS COMPENSATION	279	0.00	0.00	278.64	114.93	0.00	163.71	58.75%
1000221000	272	CONF/WORKSHOP REIMBURSE	1,400	0.00	0.00	1,400.00	199.99	0.00	1,200.01	85.72%
1000221000	320	IN-DIST PROF DEVELOPMENT	0	0.00	0.00	0.00	0.00	0.00	0.00	0.00%
1000221000	550	PRINTING & BINDING	0	0.00	0.00	0.00	0.00	0.00	0.00	0.00%
1000221000	580	TRAVEL	2,650	0.00	0.00	2,650.00	0.00	0.00	2,650.00	100.00%
1000221000	610	SUPPLIES	500	0.00	0.00	500.00	(181.05)	0.00	681.05	136.21%
1000221000	640	TEXTBOOK REPLACEMENT	33,959	0.00	28,538.00	62,497.00	58,672.72	9.87	3,814.41	6.10%
1000221000	641	TEXTBOOKS - NEW	4,215	0.00	0.00	4,215.00	3,911.59	0.00	303.41	7.20%
1000221000	650	SOFTWARE	17,195	0.00	0.00	17,195.00	16,987.50	0.00	207.50	1.21%
1000221000	734	EQUIPMENT-ADDITIONAL	0	0.00	0.00	0.00	0.00	0.00	0.00	0.00%
1000221000	738	EQUIPMENT-REPLACEMENT	0	0.00	0.00	0.00	0.00	0.00	0.00	0.00%
1000221000	810	DUES AND FEES	1,504	0.00	0.00	1,504.00	980.61	0.00	523.39	34.80%
Total DW IMPROVE INSTRUCTION			\$162,618	\$0.00	\$28,538.00	\$191,155.88	\$125,122.01	\$45,053.10	\$20,980.77	10.98%
Total 00 - DISTRICT-WIDE			\$162,618	\$0.00	\$28,538.00	\$191,155.88	\$125,122.01	\$45,053.10	\$20,980.77	10.98%
LMS IMPROVE INSTRUCTION										
1021221000	320	IN-DIST PROF DEVELOPMENT	0	0.00	0.00	0.00	0.00	0.00	0.00	0.00%
Total LMS IMPROVE INSTRUCTION			\$0	\$0.00	\$0.00	\$0.00	\$0.00	\$0.00	\$0.00	0.00%
Total 21 - LITCHFIELD MIDDLE SCHOOL			\$0	\$0.00	\$0.00	\$0.00	\$0.00	\$0.00	\$0.00	0.00%

Litchfield School District FY2016 Year-To-Date Budget Status Report

Account Detail by Function

Budget Unit	Account	Account Title	Original Appropriation	Budget Amendments	Budget Transfers	Revised Budget	YTD Expended	Encumbered	Available Budget	Percent Available
CHS IMPROVE INSTRUCTION										
1031221000	320	IN-DIST PROF DEVELOPMENT	0	0.00	0.00	0.00	0.00	0.00	0.00	0.00%
Total CHS IMPROVE INSTRUCTION			\$0	\$0.00	\$0.00	\$0.00	\$0.00	\$0.00	\$0.00	0.00%
Total 31 - CAMPBELL HIGH SCHOOL			\$0	\$0.00	\$0.00	\$0.00	\$0.00	\$0.00	\$0.00	0.00%
Total 2210 - IMPROVEMENT- INSTRUCTION			\$162,618	\$0.00	\$28,538.00	\$191,155.88	\$125,122.01	\$45,053.10	\$20,980.77	10.98%
2212 - INSTR/CURRIC DEVELOPMENT										
GMS IMPROVE INSTRUCTION										
1011221200	635	PUBLICATIONS	300	0.00	0.00	300.00	0.00	0.00	300.00	100.00%
1011221200	640	TEXTBOOK REPLACEMENT	0	0.00	0.00	0.00	0.00	0.00	0.00	0.00%
Total GMS IMPROVE INSTRUCTION			\$300	\$0.00	\$0.00	\$300.00	\$0.00	\$0.00	\$300.00	100.00%
Total 11 - GRIFFIN MEMORIAL SCHOOL			\$300	\$0.00	\$0.00	\$300.00	\$0.00	\$0.00	\$300.00	100.00%
LMS INSTR/CURRIC DEVELOP										
1021221200	640	TEXTBOOK REPLACEMENT	0	0.00	0.00	0.00	0.00	0.00	0.00	0.00%
1021221200	810	DUES AND FEES	0	0.00	0.00	0.00	0.00	0.00	0.00	0.00%
Total LMS INSTR/CURRIC DEVELOP			\$0	\$0.00	\$0.00	\$0.00	\$0.00	\$0.00	\$0.00	0.00%
Total 21 - LITCHFIELD MIDDLE SCHOOL			\$0	\$0.00	\$0.00	\$0.00	\$0.00	\$0.00	\$0.00	0.00%
CHS INSTR/CURRIC DEVELOP										
1031221200	635	PUBLICATIONS	0	0.00	0.00	0.00	0.00	0.00	0.00	0.00%
1031221200	640	TEXTBOOK REPLACEMENT	0	0.00	0.00	0.00	0.00	0.00	0.00	0.00%
Total CHS INSTR/CURRIC DEVELOP			\$0	\$0.00	\$0.00	\$0.00	\$0.00	\$0.00	\$0.00	0.00%
Total 31 - CAMPBELL HIGH SCHOOL			\$0	\$0.00	\$0.00	\$0.00	\$0.00	\$0.00	\$0.00	0.00%
Total 2212 - INSTR/CURRIC DEVELOPMENT			\$300	\$0.00	\$0.00	\$300.00	\$0.00	\$0.00	\$300.00	100.00%
2213 - INSTRUCTION STAFF TRAIN'G										
DW INSTRUC STAFF TRAINING										
1000221300	110	SALARIES	7,000	0.00	125.00	7,125.00	1,000.00	6,250.00	(125.00)	(1.75%)
1000221300	220	SOCIAL SECURITY	956	0.00	9.57	965.82	74.76	457.27	433.79	44.91%
1000221300	232	TEACHER RETIREMENT	1,896	0.00	0.00	1,896.25	78.35	862.86	955.04	50.36%
1000221300	260	WORKERS COMPENSATION	39	0.00	0.00	38.54	3.04	0.00	35.50	92.11%
1000221300	270	COURSE REIMB./NON-UNION	13,000	0.00	0.00	13,000.00	6,795.00	0.00	6,205.00	47.73%
1000221300	271	COURSE REIMB./UNION	44,640	0.00	0.00	44,640.00	10,179.99	7,944.34	26,515.67	59.40%
1000221300	272	CONF/WORKSHOP REIMBURSE	0	0.00	0.00	0.00	0.00	0.00	0.00	0.00%
1000221300	320	IN-DIST PROF DEVELOPMENT	22,320	0.00	0.00	22,320.00	8,959.03	175.00	13,185.97	59.08%
1000221300	321	CONTRACTED SERVICES	8,000	0.00	0.00	8,000.00	5,537.50	0.00	2,462.50	30.78%
1000221300	330	PROFESSIONAL SERVICES	0	0.00	0.00	0.00	0.00	0.00	0.00	0.00%
1000221300	446	SOFTWARE LEASE	0	0.00	0.00	0.00	0.00	0.00	0.00	0.00%
1000221300	550	PRINTING & BINDING	0	0.00	0.00	0.00	0.00	0.00	0.00	0.00%
1000221300	610	SUPPLIES	0	0.00	0.00	0.00	0.00	0.00	0.00	0.00%
1000221300	650	SOFTWARE	3,195	0.00	0.00	3,195.00	3,000.00	0.00	195.00	6.10%
Total DW INSTRUC STAFF TRAINING			\$101,046	\$0.00	\$134.57	\$101,180.61	\$35,627.67	\$15,689.47	\$49,863.47	49.28%
Total 00 - DISTRICT-WIDE			\$101,046	\$0.00	\$134.57	\$101,180.61	\$35,627.67	\$15,689.47	\$49,863.47	49.28%

Litchfield School District FY2016 Year-To-Date Budget Status Report

Account Detail by Function

Budget Unit	Account	Account Title	Original Appropriation	Budget Amendments	Budget Transfers	Revised Budget	YTD Expended	Encumbered	Available Budget	Percent Available
GMS CURRICULUM DEVELOP										
1011221300	272	CONF/WORKSHOP REIMBURSE	0	0.00	0.00	0.00	0.00	0.00	0.00	0.00%
1011221300	320	IN-DIST PROF DEVELOPMENT	500	0.00	(134.57)	365.43	0.00	0.00	365.43	100.00%
1011221300	321	CONTRACTED SERVICES	0	0.00	0.00	0.00	0.00	0.00	0.00	0.00%
Total GMS CURRICULUM DEVELOP			\$500	\$0.00	(\$134.57)	\$365.43	\$0.00	\$0.00	\$365.43	100.00%
Total 11 - GRIFFIN MEMORIAL SCHOOL			\$500	\$0.00	(\$134.57)	\$365.43	\$0.00	\$0.00	\$365.43	100.00%
LMS CURRICULUM DEVELOP										
1021221300	320	IN-DIST PROF DEVELOPMENT	1,500	0.00	0.00	1,500.00	0.00	0.00	1,500.00	100.00%
1021221300	580	TRAVEL	0	0.00	0.00	0.00	0.00	0.00	0.00	0.00%
Total LMS CURRICULUM DEVELOP			\$1,500	\$0.00	\$0.00	\$1,500.00	\$0.00	\$0.00	\$1,500.00	100.00%
Total 21 - LITCHFIELD MIDDLE SCHOOL			\$1,500	\$0.00	\$0.00	\$1,500.00	\$0.00	\$0.00	\$1,500.00	100.00%
CHS CURRICULUM DEVELOP										
1031221300	272	CONF/WORKSHOP REIMBURSE	600	0.00	0.00	600.00	344.00	0.00	256.00	42.67%
1031221300	320	IN-DIST PROF DEVELOPMENT	4,000	0.00	0.00	4,000.00	2,296.00	0.00	1,704.00	42.60%
1031221300	580	TRAVEL	1	0.00	0.00	1.00	0.00	0.00	1.00	100.00%
Total CHS CURRICULUM DEVELOP			\$4,601	\$0.00	\$0.00	\$4,601.00	\$2,640.00	\$0.00	\$1,961.00	42.62%
Total 31 - CAMPBELL HIGH SCHOOL			\$4,601	\$0.00	\$0.00	\$4,601.00	\$2,640.00	\$0.00	\$1,961.00	42.62%
Total 2213 - INSTRUCTION STAFF TRAIN'G			\$107,647	\$0.00	\$0.00	\$107,647.04	\$38,267.67	\$15,689.47	\$53,689.90	49.88%
2222 - LIBRARY SERVICES										
GMS LIBRARY SERVICES										
1011222200	110	SALARIES	70,317	0.00	0.00	70,317.32	21,814.44	48,221.23	281.65	0.40%
1011222200	120	SUBSTITUTE SALARIES	1	0.00	0.00	1.00	70.00	0.00	(69.00)	(6,900.00%)
1011222200	211	HEALTH INSURANCE	7,052	0.00	0.00	7,051.68	2,056.74	4,994.94	0.00	0.00%
1011222200	212	DENTAL INSURANCE	778	0.00	0.00	778.08	226.94	551.14	0.00	0.00%
1011222200	213	LIFE INSURANCE	92	0.00	0.00	92.40	24.50	59.50	8.40	9.09%
1011222200	214	DISABILITY INSURANCE	180	0.00	0.00	180.24	53.97	131.07	(4.80)	(2.66%)
1011222200	220	SOCIAL SECURITY	5,379	0.00	0.00	5,379.27	1,624.75	3,600.11	154.41	2.87%
1011222200	232	TEACHER RETIREMENT	11,019	0.00	0.00	11,018.72	3,473.01	7,556.27	(10.56)	(0.10%)
1011222200	250	UNEMPLOYMENT	0	0.00	0.00	0.00	0.00	0.00	0.00	0.00%
1011222200	260	WORKERS COMPENSATION	217	0.00	0.00	216.78	66.33	0.00	150.45	69.40%
1011222200	610	SUPPLIES	1,180	0.00	0.00	1,179.70	615.46	95.97	468.27	39.69%
1011222200	640	TEXTBOOK REPLACEMENT	8,334	0.00	0.00	8,334.12	6,981.92	0.00	1,352.20	16.22%
1011222200	641	TEXTBOOKS - NEW	0	0.00	0.00	0.00	0.00	0.00	0.00	0.00%
1011222200	644	INFORMATION ACCESS FEES	356	0.00	0.00	356.00	341.00	0.00	15.00	4.21%
1011222200	650	SOFTWARE	0	0.00	0.00	0.00	0.00	0.00	0.00	0.00%
1011222200	737	FURNITURE-REPLACEMENT	0	0.00	0.00	0.00	0.00	0.00	0.00	0.00%
1011222200	738	EQUIPMENT-REPLACEMENT	0	0.00	0.00	0.00	0.00	0.00	0.00	0.00%
Total GMS LIBRARY SERVICES			\$104,905	\$0.00	\$0.00	\$104,905.31	\$37,349.06	\$65,210.23	\$2,346.02	2.24%
Total 11 - GRIFFIN MEMORIAL SCHOOL			\$104,905	\$0.00	\$0.00	\$104,905.31	\$37,349.06	\$65,210.23	\$2,346.02	2.24%
LMS LIBRARY SERVICES										
1021222200	110	SALARIES	58,622	0.00	0.00	58,622.00	16,766.80	37,725.20	4,130.00	7.05%
1021222200	120	SUBSTITUTE SALARIES	1	0.00	0.00	1.00	0.00	0.00	1.00	100.00%
1021222200	211	HEALTH INSURANCE	19,038	0.00	0.00	19,038.48	5,552.89	13,485.59	0.00	0.00%

Litchfield School District FY2016 Year-To-Date Budget Status Report

Account Detail by Function

Budget Unit	Account	Account Title	Original Appropriation	Budget Amendments	Budget Transfers	Revised Budget	YTD Expended	Encumbered	Available Budget	Percent Available
1021222200	212	DENTAL INSURANCE	1,408	0.00	0.00	1,407.60	410.55	997.05	0.00	0.00%
1021222200	213	LIFE INSURANCE	92	0.00	0.00	92.40	24.50	59.50	8.40	9.09%
1021222200	214	DISABILITY INSURANCE	154	0.00	0.00	154.08	42.91	104.21	6.96	4.52%
1021222200	220	SOCIAL SECURITY	4,485	0.00	0.00	4,484.58	1,190.00	2,655.62	638.96	14.25%
1021222200	232	TEACHER RETIREMENT	9,186	0.00	0.00	9,186.07	2,627.36	5,911.54	647.17	7.05%
1021222200	250	UNEMPLOYMENT	0	0.00	0.00	0.00	0.00	0.00	0.00	0.00%
1021222200	260	WORKERS COMPENSATION	181	0.00	0.00	180.73	50.80	0.00	129.93	71.89%
1021222200	610	SUPPLIES	515	0.00	0.00	515.00	60.20	0.00	454.80	88.31%
1021222200	640	TEXTBOOK REPLACEMENT	6,251	0.00	(500.00)	5,751.00	94.56	0.00	5,656.44	98.36%
1021222200	643	PERIODICALS - PRINT	1,773	0.00	0.00	1,773.00	732.58	0.00	1,040.42	58.68%
1021222200	644	INFORMATION ACCESS FEES	342	0.00	0.00	342.00	341.00	0.00	1.00	0.29%
1021222200	650	SOFTWARE	0	0.00	0.00	0.00	0.00	0.00	0.00	0.00%
Total LMS LIBRARY SERVICES			\$102,048	\$0.00	(\$500.00)	\$101,547.94	\$27,894.15	\$60,938.71	\$12,715.08	12.52%
Total 21 - LITCHFIELD MIDDLE SCHOOL			\$102,048	\$0.00	(\$500.00)	\$101,547.94	\$27,894.15	\$60,938.71	\$12,715.08	12.52%
CHS LIBRARY SERVICES										
1031222200	110	SALARIES	67,542	0.00	0.00	67,542.00	20,782.16	46,759.84	0.00	0.00%
1031222200	114	PARA/MONITOR SALARIES	11,111	0.00	0.00	11,110.80	3,082.07	7,437.73	591.00	5.32%
1031222200	120	SUBSTITUTE SALARIES	1	0.00	0.00	1.00	430.00	0.00	(429.00)	(42,900.00%)
1031222200	211	HEALTH INSURANCE	19,038	0.00	0.00	19,038.48	5,552.89	13,485.59	0.00	0.00%
1031222200	212	DENTAL INSURANCE	1,408	0.00	0.00	1,407.60	410.55	997.05	0.00	0.00%
1031222200	213	LIFE INSURANCE	92	0.00	0.00	92.40	24.50	59.50	8.40	9.09%
1031222200	214	DISABILITY INSURANCE	178	0.00	0.00	177.60	53.20	129.20	(4.80)	(2.70%)
1031222200	220	SOCIAL SECURITY	6,017	0.00	0.00	6,016.94	1,745.14	3,918.91	352.89	5.86%
1031222200	231	NON-TEACHER RETIREMENT	0	0.00	0.00	0.00	0.00	0.00	0.00	0.00%
1031222200	232	TEACHER RETIREMENT	10,584	0.00	0.00	10,583.83	3,256.56	7,327.34	(0.07)	0.00%
1031222200	250	UNEMPLOYMENT	0	0.00	0.00	0.00	0.00	0.00	0.00	0.00%
1031222200	260	WORKERS COMPENSATION	242	0.00	0.00	242.48	73.59	0.00	168.89	69.65%
1031222200	430	REPAIRS & MAINTENANCE	0	0.00	0.00	0.00	0.00	0.00	0.00	0.00%
1031222200	610	SUPPLIES	710	0.00	0.00	710.00	419.07	0.00	290.93	40.98%
1031222200	640	TEXTBOOK REPLACEMENT	5,300	0.00	(400.00)	4,900.00	1,733.46	0.00	3,166.54	64.62%
1031222200	643	PERIODICALS - PRINT	1,717	0.00	400.00	2,117.00	1,946.86	108.50	61.64	2.91%
1031222200	644	INFORMATION ACCESS FEES	8,250	0.00	500.00	8,750.00	7,254.40	0.00	1,495.60	17.09%
1031222200	650	SOFTWARE	0	0.00	0.00	0.00	0.00	0.00	0.00	0.00%
1031222200	733	FURNITURE-ADDITIONAL	0	0.00	0.00	0.00	0.00	0.00	0.00	0.00%
1031222200	734	EQUIPMENT-ADDITIONAL	271	0.00	0.00	271.00	0.00	0.00	271.00	100.00%
1031222200	737	FURNITURE-REPLACEMENT	1	0.00	0.00	1.00	0.00	0.00	1.00	100.00%
1031222200	738	EQUIPMENT-REPLACEMENT	0	0.00	0.00	0.00	0.00	0.00	0.00	0.00%
Total CHS LIBRARY SERVICES			\$132,462	\$0.00	\$500.00	\$132,962.13	\$46,764.45	\$80,223.66	\$5,974.02	4.49%
Total 31 - CAMPBELL HIGH SCHOOL			\$132,462	\$0.00	\$500.00	\$132,962.13	\$46,764.45	\$80,223.66	\$5,974.02	4.49%
Total 2222 - LIBRARY SERVICES			\$339,415	\$0.00	\$0.00	\$339,415.38	\$112,007.66	\$206,372.60	\$21,035.12	6.20%
2223 - AUDIOVISUAL SERVICES										
GMS AUDIO VISUAL SERVICES										
1011222300	430	REPAIRS & MAINTENANCE	800	0.00	0.00	800.00	405.00	0.00	395.00	49.38%
1011222300	610	SUPPLIES	0	0.00	0.00	0.00	0.00	0.00	0.00	0.00%

Litchfield School District FY2016 Year-To-Date Budget Status Report

Account Detail by Function

Budget Unit	Account	Account Title	Original Appropriation	Budget Amendments	Budget Transfers	Revised Budget	YTD Expended	Encumbered	Available Budget	Percent Available
1011222300	649	TAPES/CD/DVD/AUDIO VISUAL	522	0.00	0.00	521.70	163.20	0.00	358.50	68.72%
1011222300	734	EQUIPMENT-ADDITIONAL	0	0.00	0.00	0.00	0.00	0.00	0.00	0.00%
1011222300	738	EQUIPMENT-REPLACEMENT	1,912	0.00	0.00	1,912.00	0.00	0.00	1,912.00	100.00%
Total GMS AUDIO VISUAL SERVICES			\$3,234	\$0.00	\$0.00	\$3,233.70	\$568.20	\$0.00	\$2,665.50	82.43%
Total 11 - GRIFFIN MEMORIAL SCHOOL			\$3,234	\$0.00	\$0.00	\$3,233.70	\$568.20	\$0.00	\$2,665.50	82.43%
LMS AUDIO VISUAL SERVICES										
1021222300	430	REPAIRS & MAINTENANCE	0	0.00	0.00	0.00	0.00	0.00	0.00	0.00%
1021222300	610	SUPPLIES	390	0.00	0.00	390.00	24.49	0.00	365.51	93.72%
1021222300	734	EQUIPMENT-ADDITIONAL	0	0.00	0.00	0.00	0.00	0.00	0.00	0.00%
Total LMS AUDIO VISUAL SERVICES			\$390	\$0.00	\$0.00	\$390.00	\$24.49	\$0.00	\$365.51	93.72%
Total 21 - LITCHFIELD MIDDLE SCHOOL			\$390	\$0.00	\$0.00	\$390.00	\$24.49	\$0.00	\$365.51	93.72%
CHS AUDIO VISUAL SERVICES										
1031222300	430	REPAIRS & MAINTENANCE	308	0.00	0.00	308.00	0.00	0.00	308.00	100.00%
1031222300	610	SUPPLIES	454	0.00	0.00	454.00	0.00	0.00	454.00	100.00%
1031222300	643	PERIODICALS - PRINT	0	0.00	0.00	0.00	0.00	0.00	0.00	0.00%
1031222300	644	INFORMATION ACCESS FEES	0	0.00	0.00	0.00	0.00	0.00	0.00	0.00%
1031222300	649	TAPES/CD/DVD/AUDIO VISUAL	400	0.00	0.00	400.00	0.00	0.00	400.00	100.00%
1031222300	734	EQUIPMENT-ADDITIONAL	1	0.00	0.00	1.00	0.00	0.00	1.00	100.00%
1031222300	738	EQUIPMENT-REPLACEMENT	800	0.00	0.00	800.00	415.98	0.00	384.02	48.00%
Total CHS AUDIO VISUAL SERVICES			\$1,963	\$0.00	\$0.00	\$1,963.00	\$415.98	\$0.00	\$1,547.02	78.81%
Total 31 - CAMPBELL HIGH SCHOOL			\$1,963	\$0.00	\$0.00	\$1,963.00	\$415.98	\$0.00	\$1,547.02	78.81%
Total 2223 - AUDIOVISUAL SERVICES			\$5,587	\$0.00	\$0.00	\$5,586.70	\$1,008.67	\$0.00	\$4,578.03	81.95%
2225 - COMPUTER INSTRUCTION										
COMPUTER INSTRUCTION										
1000222500	320	IN-DIST PROF DEVELOPMENT	0	0.00	0.00	0.00	0.00	0.00	0.00	0.00%
Total COMPUTER INSTRUCTION			\$0	\$0.00	\$0.00	\$0.00	\$0.00	\$0.00	\$0.00	0.00%
Total 00 - DISTRICT-WIDE			\$0	\$0.00	\$0.00	\$0.00	\$0.00	\$0.00	\$0.00	0.00%
GMS COMPUTER INSTRUCTION										
1011222500	430	REPAIRS & MAINTENANCE	1,000	0.00	0.00	1,000.00	521.14	0.00	478.86	47.89%
1011222500	440	RENTAL/LEASE INSTR EQUIP	28,000	0.00	0.00	28,000.00	13,968.94	13,968.94	62.12	0.22%
1011222500	531	TELEPHONE	0	0.00	0.00	0.00	0.00	0.00	0.00	0.00%
1011222500	532	DATA COMMUNICATIONS	0	0.00	0.00	0.00	0.00	0.00	0.00	0.00%
1011222500	610	SUPPLIES	3,856	0.00	0.00	3,855.97	3,149.41	68.53	638.03	16.55%
1011222500	650	SOFTWARE	7,950	0.00	0.00	7,950.00	1,796.57	5,840.00	313.43	3.94%
1011222500	733	FURNITURE-ADDITIONAL	0	0.00	0.00	0.00	0.00	0.00	0.00	0.00%
1011222500	734	EQUIPMENT-ADDITIONAL	17,600	0.00	(485.25)	17,114.75	12,269.26	0.00	4,845.49	28.31%
1011222500	738	EQUIPMENT-REPLACEMENT	1,500	0.00	0.00	1,500.00	329.55	0.00	1,170.45	78.03%
Total GMS COMPUTER INSTRUCTION			\$59,906	\$0.00	(\$485.25)	\$59,420.72	\$32,034.87	\$19,877.47	\$7,508.38	12.64%
Total 11 - GRIFFIN MEMORIAL SCHOOL			\$59,906	\$0.00	(\$485.25)	\$59,420.72	\$32,034.87	\$19,877.47	\$7,508.38	12.64%
LMS COMPUTER INSTRUCTION										
1021222500	430	REPAIRS & MAINTENANCE	1,500	0.00	0.00	1,500.00	941.12	0.00	558.88	37.26%
1021222500	440	RENTAL/LEASE INSTR EQUIP	42,350	0.00	0.00	42,350.00	17,266.17	17,266.17	7,817.66	18.46%

Litchfield School District FY2016 Year-To-Date Budget Status Report

Account Detail by Function

Budget Unit	Account	Account Title	Original Appropriation	Budget Amendments	Budget Transfers	Revised Budget	YTD Expended	Encumbered	Available Budget	Percent Available
1021222500	531	TELEPHONE	0	0.00	0.00	0.00	0.00	0.00	0.00	0.00%
1021222500	532	DATA COMMUNICATIONS	0	0.00	0.00	0.00	0.00	0.00	0.00	0.00%
1021222500	610	SUPPLIES	3,000	0.00	0.00	3,000.00	652.47	385.99	1,961.54	65.38%
1021222500	650	SOFTWARE	4,850	0.00	0.00	4,850.00	3,216.57	1,100.00	533.43	11.00%
1021222500	733	FURNITURE-ADDITIONAL	0	0.00	0.00	0.00	0.00	0.00	0.00	0.00%
1021222500	734	EQUIPMENT-ADDITIONAL	3,000	0.00	(1,224.00)	1,776.00	1,060.37	0.00	715.63	40.29%
1021222500	738	EQUIPMENT-REPLACEMENT	4,100	0.00	0.00	4,100.00	3,166.42	499.80	433.78	10.58%
Total LMS COMPUTER INSTRUCTION			\$58,800	\$0.00	(\$1,224.00)	\$57,576.00	\$26,303.12	\$19,251.96	\$12,020.92	20.88%
Total 21 - LITCHFIELD MIDDLE SCHOOL			\$58,800	\$0.00	(\$1,224.00)	\$57,576.00	\$26,303.12	\$19,251.96	\$12,020.92	20.88%
CHS COMPUTER INSTRUCTION										
1031222500	430	REPAIRS & MAINTENANCE	1,500	0.00	0.00	1,500.00	521.19	0.00	978.81	65.25%
1031222500	440	RENTAL/LEASE INSTR EQUIP	19,683	0.00	0.00	19,683.00	9,432.35	9,432.35	818.30	4.16%
1031222500	446	SOFTWARE LEASE	0	0.00	0.00	0.00	0.00	0.00	0.00	0.00%
1031222500	531	TELEPHONE	0	0.00	0.00	0.00	0.00	0.00	0.00	0.00%
1031222500	610	SUPPLIES	800	0.00	0.00	800.00	0.00	0.00	800.00	100.00%
1031222500	640	TEXTBOOK REPLACEMENT	0	0.00	0.00	0.00	0.00	0.00	0.00	0.00%
1031222500	650	SOFTWARE	5,387	0.00	0.00	5,387.00	851.97	0.00	4,535.03	84.18%
1031222500	734	EQUIPMENT-ADDITIONAL	1	0.00	7,485.25	7,486.25	6,157.43	0.00	1,328.82	17.75%
1031222500	738	EQUIPMENT-REPLACEMENT	7,750	0.00	0.00	7,750.00	2,110.95	1,300.86	4,338.19	55.98%
Total CHS COMPUTER INSTRUCTION			\$35,121	\$0.00	\$7,485.25	\$42,606.25	\$19,073.89	\$10,733.21	\$12,799.15	30.04%
Total 31 - CAMPBELL HIGH SCHOOL			\$35,121	\$0.00	\$7,485.25	\$42,606.25	\$19,073.89	\$10,733.21	\$12,799.15	30.04%
Total 2225 - COMPUTER INSTRUCTION			\$153,827	\$0.00	\$5,776.00	\$159,602.97	\$77,411.88	\$49,862.64	\$32,328.45	20.26%
2311 - SCHOOL BOARD										
SCHOOL BOARD										
1001231100	110	SALARIES	26,657	0.00	0.00	26,656.85	15,493.98	12,640.32	(1,477.45)	(5.54%)
1001231100	112	ADMINISTRATION SALARY	0	0.00	0.00	0.00	0.00	0.00	0.00	0.00%
1001231100	130	OVERTIME	0	0.00	0.00	0.00	557.44	0.00	(557.44)	0.00%
1001231100	211	HEALTH INSURANCE	9,519	0.00	0.00	9,519.24	4,363.04	5,552.89	(396.69)	(4.17%)
1001231100	212	DENTAL INSURANCE	704	0.00	0.00	703.80	322.63	410.55	(29.38)	(4.17%)
1001231100	213	LIFE INSURANCE	46	0.00	0.00	46.20	19.25	24.50	2.45	5.30%
1001231100	214	DISABILITY INSURANCE	56	0.00	0.00	55.68	26.73	33.95	(5.00)	(8.98%)
1001231100	220	SOCIAL SECURITY	2,039	0.00	0.00	2,039.23	1,154.51	872.14	12.58	0.62%
1001231100	231	NON-TEACHER RETIREMENT	2,367	0.00	0.00	2,367.28	1,060.59	1,411.93	(105.24)	(4.45%)
1001231100	260	WORKERS COMPENSATION	82	0.00	0.00	82.19	48.16	0.00	34.03	41.40%
1001231100	272	CONF/WORKSHOP REIMBURSE	200	0.00	0.00	200.00	0.00	0.00	200.00	100.00%
1001231100	320	IN-DIST PROF DEVELOPMENT	0	0.00	0.00	0.00	0.00	0.00	0.00	0.00%
1001231100	321	CONTRACTED SERVICES	0	0.00	0.00	0.00	0.00	0.00	0.00	0.00%
1001231100	534	POSTAGE/GENERAL EXPENSES	0	0.00	0.00	0.00	0.00	0.00	0.00	0.00%
1001231100	550	PRINTING & BINDING	0	0.00	0.00	0.00	0.00	0.00	0.00	0.00%
1001231100	580	TRAVEL	100	0.00	0.00	100.00	0.00	0.00	100.00	100.00%
1001231100	610	SUPPLIES	200	0.00	0.00	200.00	26.85	0.00	173.15	86.58%
1001231100	635	PUBLICATIONS	0	0.00	0.00	0.00	0.00	0.00	0.00	0.00%

Litchfield School District FY2016 Year-To-Date Budget Status Report

Account Detail by Function

Budget Unit	Account	Account Title	Original Appropriation	Budget Amendments	Budget Transfers	Revised Budget	YTD Expended	Encumbered	Available Budget	Percent Available
1001231100	810	DUES AND FEES	2	0.00	750.00	752.00	5,685.62	0.00	(4,933.62)	(656.07%)
1001231100	890	MISCELLANEOUS	1	0.00	0.00	1.00	0.00	0.00	1.00	100.00%
Total SCHOOL BOARD			\$41,973	\$0.00	\$750.00	\$42,723.47	\$28,758.80	\$20,946.28	(\$6,981.61)	(16.34%)
Total 01 - SCHOOL BOARD			\$41,973	\$0.00	\$750.00	\$42,723.47	\$28,758.80	\$20,946.28	(\$6,981.61)	(16.34%)
Total 2311 - SCHOOL BOARD			\$41,973	\$0.00	\$750.00	\$42,723.47	\$28,758.80	\$20,946.28	(\$6,981.61)	(16.34%)
2312 - DISTRICT CLERK										
SCHOOL DISTRICT CLERK										
1001231200	110	SALARIES	0	0.00	0.00	0.00	0.00	0.00	0.00	0.00%
1001231200	220	SOCIAL SECURITY	0	0.00	0.00	0.00	0.00	0.00	0.00	0.00%
1001231200	810	DUES AND FEES	0	0.00	0.00	0.00	0.00	0.00	0.00	0.00%
Total SCHOOL DISTRICT CLERK			\$0	\$0.00	\$0.00	\$0.00	\$0.00	\$0.00	\$0.00	0.00%
Total 01 - SCHOOL BOARD			\$0	\$0.00	\$0.00	\$0.00	\$0.00	\$0.00	\$0.00	0.00%
Total 2312 - DISTRICT CLERK			\$0	\$0.00	\$0.00	\$0.00	\$0.00	\$0.00	\$0.00	0.00%
2313 - DISTRICT TREASURER										
SCHOOL DIST TREASURER										
1001231300	110	SALARIES	3,607	0.00	0.00	3,606.98	1,803.49	1,803.49	0.00	0.00%
1001231300	220	SOCIAL SECURITY	276	0.00	0.00	275.93	137.97	137.97	(0.01)	0.00%
1001231300	231	NON-TEACHER RETIREMENT	0	0.00	0.00	0.00	0.00	0.00	0.00	0.00%
1001231300	260	WORKERS COMPENSATION	11	0.00	0.00	11.12	5.46	0.00	5.66	50.90%
1001231300	580	TRAVEL	575	0.00	0.00	575.00	0.00	0.00	575.00	100.00%
1001231300	610	SUPPLIES	50	0.00	0.00	50.00	0.00	0.00	50.00	100.00%
1001231300	734	EQUIPMENT-ADDITIONAL	0	0.00	0.00	0.00	0.00	0.00	0.00	0.00%
1001231300	738	EQUIPMENT-REPLACEMENT	0	0.00	0.00	0.00	0.00	0.00	0.00	0.00%
Total SCHOOL DIST TREASURER			\$4,519	\$0.00	\$0.00	\$4,519.03	\$1,946.92	\$1,941.46	\$630.65	13.96%
Total 01 - SCHOOL BOARD			\$4,519	\$0.00	\$0.00	\$4,519.03	\$1,946.92	\$1,941.46	\$630.65	13.96%
Total 2313 - DISTRICT TREASURER			\$4,519	\$0.00	\$0.00	\$4,519.03	\$1,946.92	\$1,941.46	\$630.65	13.96%
2314 - ELECTION SERVICES										
ELECTION SERVICES										
1001231400	110	SALARIES	495	0.00	0.00	494.95	0.00	279.95	215.00	43.44%
1001231400	130	OVERTIME	1,000	0.00	0.00	1,000.00	0.00	0.00	1,000.00	100.00%
1001231400	220	SOCIAL SECURITY	98	0.00	0.00	97.92	0.00	21.42	76.50	78.12%
1001231400	231	NON-TEACHER RETIREMENT	112	0.00	0.00	111.70	0.00	0.00	111.70	100.00%
1001231400	260	WORKERS COMPENSATION	26	0.00	0.00	26.02	0.00	0.00	26.02	100.00%
1001231400	890	MISCELLANEOUS	1,400	0.00	0.00	1,400.00	0.00	0.00	1,400.00	100.00%
Total ELECTION SERVICES			\$3,131	\$0.00	\$0.00	\$3,130.59	\$0.00	\$301.37	\$2,829.22	90.37%
Total 01 - SCHOOL BOARD			\$3,131	\$0.00	\$0.00	\$3,130.59	\$0.00	\$301.37	\$2,829.22	90.37%
Total 2314 - ELECTION SERVICES			\$3,131	\$0.00	\$0.00	\$3,130.59	\$0.00	\$301.37	\$2,829.22	90.37%

Litchfield School District FY2016 Year-To-Date Budget Status Report

Account Detail by Function

Budget Unit	Account	Account Title	Original Appropriation	Budget Amendments	Budget Transfers	Revised Budget	YTD Expended	Encumbered	Available Budget	Percent Available
2317 - AUDIT										
AUDIT SERVICES										
1001231700	331	AUDIT SERVICES	18,285	0.00	0.00	18,285.00	12,838.50	0.00	5,446.50	29.79%
Total AUDIT SERVICES			\$18,285	\$0.00	\$0.00	\$18,285.00	\$12,838.50	\$0.00	\$5,446.50	29.79%
Total 01 - SCHOOL BOARD			\$18,285	\$0.00	\$0.00	\$18,285.00	\$12,838.50	\$0.00	\$5,446.50	29.79%
Total 2317 - AUDIT			\$18,285	\$0.00	\$0.00	\$18,285.00	\$12,838.50	\$0.00	\$5,446.50	29.79%
2318 - LEGAL SERVICES										
LEGAL SERVICES										
1001231800	330	PROFESSIONAL SERVICES	33,039	0.00	0.00	33,039.00	9,800.59	30,199.41	(6,961.00)	(21.07%)
Total LEGAL SERVICES			\$33,039	\$0.00	\$0.00	\$33,039.00	\$9,800.59	\$30,199.41	(\$6,961.00)	(21.07%)
Total 01 - SCHOOL BOARD			\$33,039	\$0.00	\$0.00	\$33,039.00	\$9,800.59	\$30,199.41	(\$6,961.00)	(21.07%)
Total 2318 - LEGAL SERVICES			\$33,039	\$0.00	\$0.00	\$33,039.00	\$9,800.59	\$30,199.41	(\$6,961.00)	(21.07%)
2320 - DISTRICT ADMINISTRATION										
DW DISTRICT ADMINISTRATIO										
1000232000	110	SALARIES	8,088	0.00	0.00	8,088.01	0.00	0.00	8,088.01	100.00%
1000232000	211	HEALTH INSURANCE	0	0.00	0.00	0.00	0.00	0.00	0.00	0.00%
1000232000	220	SOCIAL SECURITY	0	0.00	0.00	0.00	0.00	0.00	0.00	0.00%
1000232000	231	NON-TEACHER RETIREMENT	0	0.00	0.00	0.00	0.00	0.00	0.00	0.00%
1000232000	232	TEACHER RETIREMENT	0	0.00	0.00	0.00	0.00	0.00	0.00	0.00%
1000232000	260	WORKERS COMPENSATION	0	0.00	0.00	0.00	0.00	0.00	0.00	0.00%
Total DW DISTRICT ADMINISTRATIO			\$8,088	\$0.00	\$0.00	\$8,088.01	\$0.00	\$0.00	\$8,088.01	100.00%
Total 00 - DISTRICT-WIDE			\$8,088	\$0.00	\$0.00	\$8,088.01	\$0.00	\$0.00	\$8,088.01	100.00%
DISTRICT ADMINISTRATION										
1090232000	110	SALARIES	193,182	0.00	0.00	193,182.20	71,053.54	89,055.33	33,073.33	17.12%
1090232000	112	ADMINISTRATION SALARY	0	0.00	0.00	0.00	0.00	0.00	0.00	0.00%
1090232000	130	OVERTIME	0	0.00	0.00	0.00	557.42	0.00	(557.42)	0.00%
1090232000	211	HEALTH INSURANCE	20,571	0.00	0.00	20,570.92	7,594.95	9,666.37	3,309.60	16.09%
1090232000	212	DENTAL INSURANCE	1,207	0.00	0.00	1,206.60	552.97	703.85	(50.22)	(4.16%)
1090232000	213	LIFE INSURANCE	539	0.00	0.00	538.92	57.75	73.50	407.67	75.65%
1090232000	214	DISABILITY INSURANCE	949	0.00	0.00	948.84	89.43	113.89	745.52	78.57%
1090232000	220	SOCIAL SECURITY	14,814	0.00	0.00	14,814.07	4,810.33	6,653.41	3,350.33	22.62%
1090232000	231	NON-TEACHER RETIREMENT	21,578	0.00	0.00	21,578.45	3,414.14	4,680.71	13,483.60	62.49%
1090232000	250	UNEMPLOYMENT	0	0.00	0.00	0.00	0.00	0.00	0.00	0.00%
1090232000	260	WORKERS COMPENSATION	608	0.00	0.00	607.91	194.95	0.00	412.96	67.93%
1090232000	272	CONF/WORKSHOP REIMBURSE	3,326	0.00	0.00	3,326.00	1,950.00	0.00	1,376.00	41.37%
1090232000	280	NEW HIRE EXPENSES	0	0.00	0.00	0.00	0.00	0.00	0.00	0.00%
1090232000	320	IN-DIST PROF DEVELOPMENT	0	0.00	0.00	0.00	0.00	0.00	0.00	0.00%
1090232000	330	PROFESSIONAL SERVICES	750	0.00	(750.00)	0.00	0.00	0.00	0.00	0.00%
1090232000	421	UTILITIES-DISPOSAL	300	0.00	0.00	300.00	50.00	0.00	250.00	83.33%
1090232000	430	REPAIRS & MAINTENANCE	100	0.00	0.00	100.00	0.00	0.00	100.00	100.00%
1090232000	440	RENTAL/LEASE INSTR EQUIP	8,443	0.00	0.00	8,443.00	3,663.79	3,598.00	1,181.21	13.99%
1090232000	534	POSTAGE/GENERAL EXPENSES	3,214	0.00	0.00	3,214.00	102.70	156.90	2,954.40	91.92%

Litchfield School District FY2016 Year-To-Date Budget Status Report

Account Detail by Function

Budget Unit	Account	Account Title	Original Appropriation	Budget Amendments	Budget Transfers	Revised Budget	YTD Expended	Encumbered	Available Budget	Percent Available
1090232000	540	ADVERTISING	1,950	0.00	0.00	1,950.00	850.00	0.00	1,100.00	56.41%
1090232000	550	PRINTING & BINDING	250	0.00	0.00	250.00	0.00	0.00	250.00	100.00%
1090232000	580	TRAVEL	4,000	0.00	0.00	4,000.00	738.85	0.00	3,261.15	81.53%
1090232000	610	SUPPLIES	4,509	0.00	0.00	4,509.00	790.65	254.72	3,463.63	76.82%
1090232000	635	PUBLICATIONS	165	0.00	0.00	165.00	0.00	161.20	3.80	2.30%
1090232000	641	TEXTBOOKS - NEW	0	0.00	0.00	0.00	0.00	0.00	0.00	0.00%
1090232000	650	SOFTWARE	0	0.00	0.00	0.00	0.00	0.00	0.00	0.00%
1090232000	733	FURNITURE-ADDITIONAL	1	0.00	0.00	1.00	0.00	0.00	1.00	100.00%
1090232000	734	EQUIPMENT-ADDITIONAL	1	0.00	0.00	1.00	0.00	0.00	1.00	100.00%
1090232000	737	FURNITURE-REPLACEMENT	1	0.00	0.00	1.00	0.00	0.00	1.00	100.00%
1090232000	738	EQUIPMENT-REPLACEMENT	1	0.00	0.00	1.00	0.00	0.00	1.00	100.00%
1090232000	810	DUES AND FEES	2,150	0.00	0.00	2,150.00	1,423.43	0.00	726.57	33.79%
1090232000	890	MISCELLANEOUS	3,000	0.00	0.00	3,000.00	2,194.88	0.00	805.12	26.84%
Total DISTRICT ADMINISTRATION			\$285,609	\$0.00	(\$750.00)	\$284,858.91	\$100,089.78	\$115,117.88	\$69,651.25	24.45%
Total 90 - SAU #27			\$285,609	\$0.00	(\$750.00)	\$284,858.91	\$100,089.78	\$115,117.88	\$69,651.25	24.45%
Total 2320 - DISTRICT ADMINISTRATION			\$293,697	\$0.00	(\$750.00)	\$292,946.92	\$100,089.78	\$115,117.88	\$77,739.26	26.54%
2332 - SPECIAL SERVICES ADMIN										
DW SPECIAL SERVICES ADMIN										
1000233200	110	SALARIES	130,029	0.00	0.00	130,028.52	57,831.48	75,082.72	(2,885.68)	(2.22%)
1000233200	117	CLERICAL SALARIES	0	0.00	0.00	0.00	0.00	0.00	0.00	0.00%
1000233200	130	OVERTIME	200	0.00	0.00	200.00	0.00	0.00	200.00	100.00%
1000233200	211	HEALTH INSURANCE	33,142	0.00	0.00	33,142.08	15,190.12	19,332.88	(1,380.92)	(4.17%)
1000233200	212	DENTAL INSURANCE	2,186	0.00	0.00	2,185.68	1,001.77	1,274.98	(91.07)	(4.17%)
1000233200	213	LIFE INSURANCE	444	0.00	0.00	443.52	185.90	236.60	21.02	4.74%
1000233200	214	DISABILITY INSURANCE	655	0.00	0.00	655.13	296.12	376.88	(17.87)	(2.73%)
1000233200	220	SOCIAL SECURITY	9,972	0.00	0.00	9,971.87	4,070.74	5,422.08	479.05	4.80%
1000233200	231	NON-TEACHER RETIREMENT	4,813	0.00	0.00	4,813.34	2,038.44	2,789.89	(14.99)	(0.31%)
1000233200	232	TEACHER RETIREMENT	13,655	0.00	0.00	13,654.99	6,281.28	7,851.62	(477.91)	(3.50%)
1000233200	250	UNEMPLOYMENT	0	0.00	0.00	0.00	0.00	0.00	0.00	0.00%
1000233200	260	WORKERS COMPENSATION	402	0.00	0.00	401.88	175.50	0.00	226.38	56.33%
1000233200	272	CONF/WORKSHOP REIMBURSE	2,540	0.00	0.00	2,540.00	1,370.00	0.00	1,170.00	46.06%
1000233200	320	IN-DIST PROF DEVELOPMENT	0	0.00	0.00	0.00	0.00	0.00	0.00	0.00%
1000233200	330	PROFESSIONAL SERVICES	0	0.00	0.00	0.00	0.00	0.00	0.00	0.00%
1000233200	421	UTILITIES-DISPOSAL	120	0.00	0.00	120.00	0.00	0.00	120.00	100.00%
1000233200	430	REPAIRS & MAINTENANCE	0	0.00	0.00	0.00	0.00	0.00	0.00	0.00%
1000233200	531	TELEPHONE	0	0.00	0.00	0.00	0.00	0.00	0.00	0.00%
1000233200	534	POSTAGE/GENERAL EXPENSES	0	0.00	0.00	0.00	0.00	0.00	0.00	0.00%
1000233200	580	TRAVEL	4,950	0.00	0.00	4,950.00	857.53	2,356.61	1,735.86	35.07%
1000233200	610	SUPPLIES	1,215	0.00	(250.00)	965.00	580.40	0.00	384.60	39.85%
1000233200	640	TEXTBOOK REPLACEMENT	0	0.00	0.00	0.00	0.00	0.00	0.00	0.00%
1000233200	650	SOFTWARE	0	0.00	0.00	0.00	0.00	0.00	0.00	0.00%
1000233200	733	FURNITURE-ADDITIONAL	0	0.00	0.00	0.00	0.00	0.00	0.00	0.00%
1000233200	734	EQUIPMENT-ADDITIONAL	0	0.00	0.00	0.00	0.00	0.00	0.00	0.00%
1000233200	737	FURNITURE-REPLACEMENT	0	0.00	0.00	0.00	0.00	0.00	0.00	0.00%

Litchfield School District FY2016 Year-To-Date Budget Status Report

Account Detail by Function

Budget Unit	Account	Account Title	Original Appropriation	Budget Amendments	Budget Transfers	Revised Budget	YTD Expended	Encumbered	Available Budget	Percent Available
1000233200	738	EQUIPMENT-REPLACEMENT	0	0.00	0.00	0.00	0.00	0.00	0.00	0.00%
1000233200	810	DUES AND FEES	1,022	0.00	0.00	1,022.00	400.00	0.00	622.00	60.86%
1000233200	820	DUES, SUBSCRIPTIONS	615	0.00	0.00	615.00	344.50	0.00	270.50	43.98%
Total DW SPECIAL SERVICES ADMIN			\$205,959	\$0.00	(\$250.00)	\$205,709.01	\$90,623.78	\$114,724.26	\$360.97	0.18%
Total 00 - DISTRICT-WIDE			\$205,959	\$0.00	(\$250.00)	\$205,709.01	\$90,623.78	\$114,724.26	\$360.97	0.18%
Total 2332 - SPECIAL SERVICES ADMIN			\$205,959	\$0.00	(\$250.00)	\$205,709.01	\$90,623.78	\$114,724.26	\$360.97	0.18%
2410 - SCHOOL ADMINISTRATION										
GMS SCHOOL ADMINISTRATION										
1011241000	110	SALARIES	114,572	0.00	0.00	114,572.48	47,800.29	66,401.19	371.00	0.32%
1011241000	112	ADMINISTRATION SALARY	121,210	0.00	0.00	121,210.00	52,209.08	73,243.92	(4,243.00)	(3.50%)
1011241000	120	SUBSTITUTE SALARIES	1	0.00	0.00	1.00	0.00	0.00	1.00	100.00%
1011241000	130	OVERTIME	300	0.00	0.00	300.00	286.54	0.00	13.46	4.49%
1011241000	211	HEALTH INSURANCE	71,219	0.00	0.00	71,219.04	32,642.06	40,751.17	(2,174.19)	(3.05%)
1011241000	212	DENTAL INSURANCE	5,001	0.00	0.00	5,000.88	2,292.07	2,858.53	(149.72)	(2.99%)
1011241000	213	LIFE INSURANCE	681	0.00	0.00	681.12	287.10	361.90	32.12	4.72%
1011241000	214	DISABILITY INSURANCE	844	0.00	0.00	843.77	384.45	485.18	(25.86)	(3.06%)
1011241000	220	SOCIAL SECURITY	18,106	0.00	0.00	18,105.86	7,164.47	10,037.11	904.28	4.99%
1011241000	231	NON-TEACHER RETIREMENT	12,831	0.00	0.00	12,831.25	5,371.32	7,416.94	42.99	0.34%
1011241000	232	TEACHER RETIREMENT	14,159	0.00	0.00	14,159.41	6,513.36	8,141.71	(495.66)	(3.50%)
1011241000	250	UNEMPLOYMENT	0	0.00	0.00	0.00	0.00	0.00	0.00	0.00%
1011241000	260	WORKERS COMPENSATION	728	0.00	0.00	727.84	304.17	0.00	423.67	58.21%
1011241000	272	CONF/WORKSHOP REIMBURSE	1,770	0.00	0.00	1,770.00	104.94	0.00	1,665.06	94.07%
1011241000	320	IN-DIST PROF DEVELOPMENT	0	0.00	0.00	0.00	0.00	0.00	0.00	0.00%
1011241000	430	REPAIRS & MAINTENANCE	150	0.00	0.00	150.00	0.00	0.00	150.00	100.00%
1011241000	531	TELEPHONE	0	0.00	0.00	0.00	0.00	0.00	0.00	0.00%
1011241000	534	POSTAGE/GENERAL EXPENSES	1,821	0.00	0.00	1,820.52	912.03	486.09	422.40	23.20%
1011241000	580	TRAVEL	2,568	0.00	0.00	2,568.35	0.00	0.00	2,568.35	100.00%
1011241000	610	SUPPLIES	2,037	0.00	(314.89)	1,722.00	796.23	0.00	925.77	53.76%
1011241000	640	TEXTBOOK REPLACEMENT	115	0.00	0.00	115.00	0.00	0.00	115.00	100.00%
1011241000	641	TEXTBOOKS - NEW	0	0.00	0.00	0.00	0.00	0.00	0.00	0.00%
1011241000	650	SOFTWARE	0	0.00	0.00	0.00	0.00	0.00	0.00	0.00%
1011241000	737	FURNITURE-REPLACEMENT	0	0.00	0.00	0.00	0.00	0.00	0.00	0.00%
1011241000	738	EQUIPMENT-REPLACEMENT	0	0.00	0.00	0.00	0.00	0.00	0.00	0.00%
1011241000	810	DUES AND FEES	1,743	0.00	45.00	1,788.00	1,788.00	0.00	0.00	0.00%
1011241000	890	MISCELLANEOUS	1,000	0.00	0.00	1,000.00	798.31	0.00	201.69	20.17%
Total GMS SCHOOL ADMINISTRATION			\$370,856	\$0.00	(\$269.89)	\$370,586.52	\$159,654.42	\$210,183.74	\$748.36	0.20%
Total 11 - GRIFFIN MEMORIAL SCHOOL			\$370,856	\$0.00	(\$269.89)	\$370,586.52	\$159,654.42	\$210,183.74	\$748.36	0.20%
LMS SCHOOL ADMINISTRATION										
1021241000	110	SALARIES	94,678	0.00	0.00	94,677.72	38,856.85	55,546.15	274.72	0.29%
1021241000	112	ADMINISTRATION SALARY	173,336	0.00	0.00	173,336.00	79,242.64	97,803.36	(3,710.00)	(2.14%)
1021241000	120	SUBSTITUTE SALARIES	1	0.00	0.00	1.00	0.00	0.00	1.00	100.00%
1021241000	130	OVERTIME	0	0.00	0.00	0.00	178.72	0.00	(178.72)	0.00%
1021241000	211	HEALTH INSURANCE	59,232	0.00	0.00	59,232.24	27,148.11	34,552.14	(2,468.01)	(4.17%)
1021241000	212	DENTAL INSURANCE	4,096	0.00	0.00	4,096.08	1,462.67	1,861.58	771.83	18.84%

Litchfield School District FY2016 Year-To-Date Budget Status Report

Account Detail by Function

Budget Unit	Account	Account Title	Original Appropriation	Budget Amendments	Budget Transfers	Revised Budget	YTD Expended	Encumbered	Available Budget	Percent Available
1021241000	213	LIFE INSURANCE	892	0.00	0.00	892.08	375.65	478.10	38.33	4.30%
1021241000	214	DISABILITY INSURANCE	1,294	0.00	0.00	1,294.39	584.76	744.24	(34.61)	(2.67%)
1021241000	220	SOCIAL SECURITY	20,550	0.00	0.00	20,550.10	8,491.56	11,192.91	865.63	4.21%
1021241000	231	NON-TEACHER RETIREMENT	9,053	0.00	0.00	9,052.81	3,784.87	5,257.18	10.76	0.12%
1021241000	232	TEACHER RETIREMENT	27,162	0.00	0.00	27,161.75	12,417.34	15,325.78	(581.37)	(2.14%)
1021241000	250	UNEMPLOYMENT	0	0.00	0.00	0.00	0.00	0.00	0.00	0.00%
1021241000	260	WORKERS COMPENSATION	826	0.00	0.00	826.30	358.82	0.00	467.48	56.58%
1021241000	272	CONF/WORKSHOP REIMBURSE	1,860	0.00	0.00	1,860.00	503.00	515.00	842.00	45.27%
1021241000	320	IN-DIST PROF DEVELOPMENT	0	0.00	0.00	0.00	0.00	0.00	0.00	0.00%
1021241000	440	RENTAL/LEASE INSTR EQUIP	0	0.00	0.00	0.00	0.00	0.00	0.00	0.00%
1021241000	531	TELEPHONE	0	0.00	0.00	0.00	0.00	0.00	0.00	0.00%
1021241000	534	POSTAGE/GENERAL EXPENSES	2,187	0.00	0.00	2,187.00	474.92	1,129.50	582.58	26.64%
1021241000	580	TRAVEL	3,893	0.00	0.00	3,893.00	86.26	268.20	3,538.54	90.89%
1021241000	610	SUPPLIES	905	0.00	0.00	905.00	269.37	191.87	443.76	49.03%
1021241000	641	TEXTBOOKS - NEW	87	0.00	(46.00)	41.00	0.00	0.00	41.00	100.00%
1021241000	650	SOFTWARE	0	0.00	0.00	0.00	0.00	0.00	0.00	0.00%
1021241000	733	FURNITURE-ADDITIONAL	0	0.00	0.00	0.00	0.00	0.00	0.00	0.00%
1021241000	738	EQUIPMENT-REPLACEMENT	0	0.00	0.00	0.00	0.00	0.00	0.00	0.00%
1021241000	810	DUES AND FEES	2,917	0.00	0.00	2,917.00	2,108.00	0.00	809.00	27.73%
1021241000	890	MISCELLANEOUS	833	0.00	0.00	833.00	442.39	0.00	390.61	46.89%
Total LMS SCHOOL ADMINISTRATION			\$403,802	\$0.00	(\$46.00)	\$403,756.47	\$176,785.93	\$224,866.01	\$2,104.53	0.52%
Total 21 - LITCHFIELD MIDDLE SCHOOL			\$403,802	\$0.00	(\$46.00)	\$403,756.47	\$176,785.93	\$224,866.01	\$2,104.53	0.52%
CHS SCHOOL ADMINISTRATION										
1031241000	110	SALARIES	96,030	0.00	0.00	96,030.48	42,863.88	57,065.65	(3,899.05)	(4.06%)
1031241000	112	ADMINISTRATION SALARY	180,890	0.00	0.00	180,890.00	81,661.68	102,077.32	(2,849.00)	(1.57%)
1031241000	120	SUBSTITUTE SALARIES	1	0.00	0.00	1.00	0.00	0.00	1.00	100.00%
1031241000	130	OVERTIME	1,500	0.00	1,304.51	2,804.51	2,804.51	0.00	0.00	0.00%
1031241000	211	HEALTH INSURANCE	49,246	0.00	0.00	49,245.68	22,654.27	28,559.98	(1,968.57)	(4.00%)
1031241000	212	DENTAL INSURANCE	2,964	0.00	0.00	2,963.76	1,358.39	1,728.86	(123.49)	(4.17%)
1031241000	213	LIFE INSURANCE	898	0.00	0.00	897.84	378.18	481.32	38.34	4.27%
1031241000	214	DISABILITY INSURANCE	1,298	0.00	0.00	1,297.78	586.30	746.20	(34.72)	(2.68%)
1031241000	220	SOCIAL SECURITY	21,621	0.00	0.00	21,621.01	9,174.91	11,817.64	628.46	2.91%
1031241000	231	NON-TEACHER RETIREMENT	9,387	0.00	0.00	9,386.74	4,050.37	5,271.45	64.92	0.69%
1031241000	232	TEACHER RETIREMENT	28,345	0.00	0.00	28,345.47	12,796.32	15,995.51	(446.36)	(1.57%)
1031241000	250	UNEMPLOYMENT	0	0.00	0.00	0.00	0.00	0.00	0.00	0.00%
1031241000	260	WORKERS COMPENSATION	869	0.00	0.00	869.17	374.94	0.00	494.23	56.86%
1031241000	272	CONF/WORKSHOP REIMBURSE	3,680	0.00	0.00	3,680.00	646.99	0.00	3,033.01	82.42%
1031241000	320	IN-DIST PROF DEVELOPMENT	0	0.00	0.00	0.00	0.00	0.00	0.00	0.00%
1031241000	421	UTILITIES-DISPOSAL	500	0.00	0.00	500.00	50.00	0.00	450.00	90.00%
1031241000	531	TELEPHONE	0	0.00	0.00	0.00	0.00	0.00	0.00	0.00%
1031241000	534	POSTAGE/GENERAL EXPENSES	4,775	0.00	1,075.00	5,850.00	3,585.88	1,627.60	636.52	10.88%
1031241000	550	PRINTING & BINDING	6,903	0.00	(304.51)	6,598.49	4,172.20	0.00	2,426.29	36.77%
1031241000	580	TRAVEL	5,900	0.00	0.00	5,900.00	755.29	0.00	5,144.71	87.20%
1031241000	610	SUPPLIES	1,800	0.00	(1,000.00)	800.00	273.57	294.45	231.98	29.00%
1031241000	641	TEXTBOOKS - NEW	425	0.00	0.00	425.00	0.00	0.00	425.00	100.00%

Litchfield School District FY2016 Year-To-Date Budget Status Report

Account Detail by Function

Budget Unit	Account	Account Title	Original Appropriation	Budget Amendments	Budget Transfers	Revised Budget	YTD Expended	Encumbered	Available Budget	Percent Available
1031241000	643	PERIODICALS - PRINT	0	0.00	0.00	0.00	0.00	0.00	0.00	0.00%
1031241000	650	SOFTWARE	0	0.00	0.00	0.00	0.00	0.00	0.00	0.00%
1031241000	733	FURNITURE-ADDITIONAL	1	0.00	0.00	1.00	0.00	0.00	1.00	100.00%
1031241000	734	EQUIPMENT-ADDITIONAL	1	0.00	0.00	1.00	0.00	0.00	1.00	100.00%
1031241000	737	FURNITURE-REPLACEMENT	1	0.00	0.00	1.00	0.00	0.00	1.00	100.00%
1031241000	738	EQUIPMENT-REPLACEMENT	1	0.00	0.00	1.00	0.00	0.00	1.00	100.00%
1031241000	810	DUES AND FEES	5,033	0.00	0.00	5,033.00	4,965.00	0.00	68.00	1.35%
1031241000	890	MISCELLANEOUS	2,000	0.00	0.00	2,000.00	1,276.29	0.00	723.71	36.19%
Total CHS SCHOOL ADMINISTRATION			\$424,069	\$0.00	\$1,075.00	\$425,143.93	\$194,428.97	\$225,665.98	\$5,048.98	1.19%
Total 31 - CAMPBELL HIGH SCHOOL			\$424,069	\$0.00	\$1,075.00	\$425,143.93	\$194,428.97	\$225,665.98	\$5,048.98	1.19%
Total 2410 - SCHOOL ADMINISTRATION			\$1,198,728	\$0.00	\$759.11	\$1,199,486.92	\$530,869.32	\$660,715.73	\$7,901.87	0.66%
2490 - OTHER SUPPORT SERVICES										
GMS OTHER SUPPORT SVCS										
1011249000	615	REPORT CARDS/RECORDS	500	0.00	0.00	500.00	345.30	0.00	154.70	30.94%
Total GMS OTHER SUPPORT SVCS			\$500	\$0.00	\$0.00	\$500.00	\$345.30	\$0.00	\$154.70	30.94%
Total 11 - GRIFFIN MEMORIAL SCHOOL			\$500	\$0.00	\$0.00	\$500.00	\$345.30	\$0.00	\$154.70	30.94%
LMS OTHER SUPPORT SVCS										
1021249000	615	REPORT CARDS/RECORDS	1,085	0.00	0.00	1,085.00	645.31	0.00	439.69	40.52%
1021249000	890	MISCELLANEOUS	2,590	0.00	0.00	2,590.00	0.00	0.00	2,590.00	100.00%
Total LMS OTHER SUPPORT SVCS			\$3,675	\$0.00	\$0.00	\$3,675.00	\$645.31	\$0.00	\$3,029.69	82.44%
Total 21 - LITCHFIELD MIDDLE SCHOOL			\$3,675	\$0.00	\$0.00	\$3,675.00	\$645.31	\$0.00	\$3,029.69	82.44%
CHS OTHER SUPPORT SVCS										
1031249000	615	REPORT CARDS/RECORDS	1,000	0.00	0.00	1,000.00	0.00	0.00	1,000.00	100.00%
1031249000	890	MISCELLANEOUS	6,584	0.00	0.00	6,584.00	363.35	0.00	6,220.65	94.48%
Total CHS OTHER SUPPORT SVCS			\$7,584	\$0.00	\$0.00	\$7,584.00	\$363.35	\$0.00	\$7,220.65	95.21%
Total 31 - CAMPBELL HIGH SCHOOL			\$7,584	\$0.00	\$0.00	\$7,584.00	\$363.35	\$0.00	\$7,220.65	95.21%
Total 2490 - OTHER SUPPORT SERVICES			\$11,759	\$0.00	\$0.00	\$11,759.00	\$1,353.96	\$0.00	\$10,405.04	88.49%
2510 - BUSINESS/FINANCE OFFICE										
DW BUSINESS & FINANCE										
1000251000	272	CONF/WORKSHOP REIMBURSE	2,400	0.00	0.00	2,400.00	0.00	0.00	2,400.00	100.00%
1000251000	330	PROFESSIONAL SERVICES	0	0.00	0.00	0.00	0.00	0.00	0.00	0.00%
1000251000	440	RENTAL/LEASE INSTR EQUIP	0	0.00	0.00	0.00	0.00	0.00	0.00	0.00%
1000251000	446	SOFTWARE LEASE	4,000	0.00	0.00	4,000.00	3,674.55	0.00	325.45	8.14%
1000251000	550	PRINTING & BINDING	150	0.00	0.00	150.00	0.00	0.00	150.00	100.00%
1000251000	610	SUPPLIES	1,000	0.00	0.00	1,000.00	0.00	0.00	1,000.00	100.00%
1000251000	734	EQUIPMENT-ADDITIONAL	0	0.00	0.00	0.00	0.00	0.00	0.00	0.00%
1000251000	890	MISCELLANEOUS	1,381	0.00	0.00	1,381.00	1,316.00	0.00	65.00	4.71%
Total DW BUSINESS & FINANCE			\$8,931	\$0.00	\$0.00	\$8,931.00	\$4,990.55	\$0.00	\$3,940.45	44.12%
Total 00 - DISTRICT-WIDE			\$8,931	\$0.00	\$0.00	\$8,931.00	\$4,990.55	\$0.00	\$3,940.45	44.12%

Litchfield School District FY2016 Year-To-Date Budget Status Report

Account Detail by Function

Budget Unit	Account	Account Title	Original Appropriation	Budget Amendments	Budget Transfers	Revised Budget	YTD Expended	Encumbered	Available Budget	Percent Available
BUSINESS/ FINANCE OFFICE										
1090251000	110	SALARIES	180,271	0.00	0.00	180,271.00	72,944.51	101,035.87	6,290.62	3.49%
1090251000	130	OVERTIME	1	0.00	0.00	1.00	81.10	0.00	(80.10)	(8,010.00%)
1090251000	211	HEALTH INSURANCE	21,155	0.00	0.00	21,155.04	21,741.91	30,438.66	(31,025.53)	(146.66%)
1090251000	212	DENTAL INSURANCE	1,784	0.00	0.00	1,783.68	1,487.72	2,096.08	(1,800.12)	(100.92%)
1090251000	213	LIFE INSURANCE	602	0.00	0.00	601.92	240.65	324.10	37.17	6.18%
1090251000	214	DISABILITY INSURANCE	784	0.00	0.00	783.53	326.20	439.04	18.29	2.33%
1090251000	220	SOCIAL SECURITY	13,861	0.00	0.00	13,860.64	5,248.68	7,253.03	1,358.93	9.80%
1090251000	231	NON-TEACHER RETIREMENT	20,136	0.00	0.00	20,136.27	8,104.94	11,285.71	745.62	3.70%
1090251000	250	UNEMPLOYMENT	0	0.00	0.00	0.00	0.00	0.00	0.00	0.00%
1090251000	260	WORKERS COMPENSATION	556	0.00	0.00	555.78	221.55	0.00	334.23	60.14%
1090251000	272	CONF/WORKSHOP REIMBURSE	5,185	0.00	0.00	5,185.00	2,499.00	0.00	2,686.00	51.80%
1090251000	330	PROFESSIONAL SERVICES	6,800	0.00	0.00	6,800.00	6,540.25	0.00	259.75	3.82%
1090251000	430	REPAIRS & MAINTENANCE	250	0.00	0.00	250.00	0.00	0.00	250.00	100.00%
1090251000	440	RENTAL/LEASE INSTR EQUIP	0	0.00	0.00	0.00	0.00	0.00	0.00	0.00%
1090251000	446	SOFTWARE LEASE	45,947	0.00	0.00	45,946.96	19,269.39	12,904.13	13,773.44	29.98%
1090251000	550	PRINTING & BINDING	175	0.00	0.00	175.00	0.00	0.00	175.00	100.00%
1090251000	580	TRAVEL	4,800	0.00	0.00	4,800.00	2,708.71	0.00	2,091.29	43.57%
1090251000	610	SUPPLIES	5,000	0.00	0.00	5,000.00	1,931.12	14.53	3,054.35	61.09%
1090251000	650	SOFTWARE	0	0.00	0.00	0.00	0.00	0.00	0.00	0.00%
1090251000	733	FURNITURE-ADDITIONAL	875	0.00	0.00	875.00	0.00	0.00	875.00	100.00%
1090251000	734	EQUIPMENT-ADDITIONAL	1	0.00	0.00	1.00	0.00	0.00	1.00	100.00%
1090251000	737	FURNITURE-REPLACEMENT	1	0.00	0.00	1.00	0.00	0.00	1.00	100.00%
1090251000	738	EQUIPMENT-REPLACEMENT	1	0.00	0.00	1.00	0.00	0.00	1.00	100.00%
1090251000	810	DUES AND FEES	2,125	0.00	0.00	2,125.00	369.00	0.00	1,756.00	82.64%
1090251000	890	MISCELLANEOUS	100	0.00	0.00	100.00	190.21	0.00	(90.21)	(90.21%)
Total BUSINESS/FINANCE OFFICE			\$310,409	\$0.00	\$0.00	\$310,408.82	\$143,904.94	\$165,791.15	\$712.73	0.23%
Total 90 - SAU #27			\$310,409	\$0.00	\$0.00	\$310,408.82	\$143,904.94	\$165,791.15	\$712.73	0.23%
Total 2510 - BUSINESS/FINANCE OFFICE			\$319,340	\$0.00	\$0.00	\$319,339.82	\$148,895.49	\$165,791.15	\$4,653.18	1.46%
2610 - CUSTODIAL SERVICES										
DW CUSTODIAL SERVICES										
1000261000	120	SUBSTITUTE SALARIES	100	0.00	0.00	100.00	292.50	0.00	(192.50)	(192.50%)
1000261000	220	SOCIAL SECURITY	8	0.00	0.00	7.65	22.39	0.00	(14.74)	(192.68%)
1000261000	231	NON-TEACHER RETIREMENT	0	0.00	0.00	0.00	0.00	0.00	0.00	0.00%
1000261000	250	UNEMPLOYMENT	0	0.00	0.00	0.00	0.00	0.00	0.00	0.00%
1000261000	260	WORKERS COMPENSATION	3	0.00	0.00	2.52	7.21	0.00	(4.69)	(186.11%)
Total DW CUSTODIAL SERVICES			\$110	\$0.00	\$0.00	\$110.17	\$322.10	\$0.00	(\$211.93)	(192.37%)
Total 00 - DISTRICT-WIDE			\$110	\$0.00	\$0.00	\$110.17	\$322.10	\$0.00	(\$211.93)	(192.37%)
GMS CUSTODIAL SERVICES										
1011261000	110	SALARIES	172,319	0.00	0.00	172,318.68	78,321.85	93,294.80	702.03	0.41%
1011261000	120	SUBSTITUTE SALARIES	850	0.00	0.00	850.00	0.00	0.00	850.00	100.00%
1011261000	130	OVERTIME	3,000	0.00	0.00	3,000.00	349.02	0.00	2,650.98	88.37%
1011261000	211	HEALTH INSURANCE	49,713	0.00	0.00	49,712.76	25,164.85	28,999.11	(4,451.20)	(8.95%)
1011261000	212	DENTAL INSURANCE	3,620	0.00	0.00	3,619.80	1,835.05	2,111.55	(326.80)	(9.03%)

Litchfield School District FY2016 Year-To-Date Budget Status Report

Account Detail by Function

Budget Unit	Account	Account Title	Original Appropriation	Budget Amendments	Budget Transfers	Revised Budget	YTD Expended	Encumbered	Available Budget	Percent Available
1011261000	213	LIFE INSURANCE	416	0.00	0.00	415.80	183.75	220.50	11.55	2.78%
1011261000	214	DISABILITY INSURANCE	453	0.00	0.00	453.24	232.17	270.06	(48.99)	(10.81%)
1011261000	220	SOCIAL SECURITY	13,477	0.00	0.00	13,476.92	5,603.45	6,659.12	1,214.35	9.01%
1011261000	231	NON-TEACHER RETIREMENT	19,583	0.00	0.00	19,583.10	8,787.57	10,421.04	374.49	1.91%
1011261000	250	UNEMPLOYMENT	0	0.00	0.00	0.00	0.00	0.00	0.00	0.00%
1011261000	260	WORKERS COMPENSATION	4,433	0.00	0.00	4,432.93	1,940.41	0.00	2,492.52	56.23%
1011261000	272	CONF/WORKSHOP REIMBURSE	500	0.00	0.00	500.00	0.00	0.00	500.00	100.00%
1011261000	330	PROFESSIONAL SERVICES	0	0.00	0.00	0.00	0.00	0.00	0.00	0.00%
1011261000	430	REPAIRS & MAINTENANCE	1	0.00	0.00	1.00	0.00	0.00	1.00	100.00%
1011261000	580	TRAVEL	410	0.00	0.00	410.00	0.00	0.00	410.00	100.00%
1011261000	610	SUPPLIES	24,640	0.00	0.00	24,640.00	1,416.23	438.55	22,785.22	92.47%
1011261000	734	EQUIPMENT-ADDITIONAL	1,000	0.00	0.00	1,000.00	0.00	0.00	1,000.00	100.00%
1011261000	738	EQUIPMENT-REPLACEMENT	1	0.00	0.00	1.00	0.00	0.00	1.00	100.00%
Total GMS CUSTODIAL SERVICES			\$294,415	\$0.00	\$0.00	\$294,415.23	\$123,834.35	\$142,414.73	\$28,166.15	9.57%
Total 11 - GRIFFIN MEMORIAL SCHOOL			\$294,415	\$0.00	\$0.00	\$294,415.23	\$123,834.35	\$142,414.73	\$28,166.15	9.57%
LMS CUSTODIAL SERVICES										
1021261000	110	SALARIES	133,458	0.00	0.00	133,458.38	48,422.28	70,800.70	14,235.40	10.67%
1021261000	120	SUBSTITUTE SALARIES	850	0.00	0.00	850.00	0.00	0.00	850.00	100.00%
1021261000	130	OVERTIME	3,000	0.00	0.00	3,000.00	191.45	0.00	2,808.55	93.62%
1021261000	211	HEALTH INSURANCE	49,713	0.00	0.00	49,713.00	11,679.21	17,893.33	20,140.46	40.51%
1021261000	212	DENTAL INSURANCE	3,117	0.00	0.00	3,117.00	837.95	1,290.45	988.60	31.72%
1021261000	213	LIFE INSURANCE	323	0.00	0.00	323.40	124.25	171.50	27.65	8.55%
1021261000	214	DISABILITY INSURANCE	296	0.00	0.00	295.80	121.04	179.48	(4.72)	(1.60%)
1021261000	220	SOCIAL SECURITY	10,504	0.00	0.00	10,504.10	3,534.20	5,128.05	1,841.85	17.53%
1021261000	231	NON-TEACHER RETIREMENT	13,232	0.00	0.00	13,232.26	4,532.69	6,771.74	1,927.83	14.57%
1021261000	232	TEACHER RETIREMENT	0	0.00	0.00	0.00	0.00	0.00	0.00	0.00%
1021261000	250	UNEMPLOYMENT	0	0.00	0.00	0.00	0.00	0.00	0.00	0.00%
1021261000	260	WORKERS COMPENSATION	3,455	0.00	0.00	3,455.08	1,226.68	0.00	2,228.40	64.50%
1021261000	272	CONF/WORKSHOP REIMBURSE	500	0.00	0.00	500.00	0.00	0.00	500.00	100.00%
1021261000	430	REPAIRS & MAINTENANCE	1	0.00	0.00	1.00	0.00	0.00	1.00	100.00%
1021261000	580	TRAVEL	410	0.00	0.00	410.00	75.90	0.00	334.10	81.49%
1021261000	610	SUPPLIES	23,000	0.00	0.00	23,000.00	8,960.31	588.43	13,451.26	58.48%
1021261000	734	EQUIPMENT-ADDITIONAL	1,000	0.00	0.00	1,000.00	0.00	0.00	1,000.00	100.00%
1021261000	738	EQUIPMENT-REPLACEMENT	6,000	0.00	0.00	6,000.00	5,999.00	0.00	1.00	0.02%
Total LMS CUSTODIAL SERVICES			\$248,860	\$0.00	\$0.00	\$248,860.02	\$85,704.96	\$102,823.68	\$60,331.38	24.24%
Total 21 - LITCHFIELD MIDDLE SCHOOL			\$248,860	\$0.00	\$0.00	\$248,860.02	\$85,704.96	\$102,823.68	\$60,331.38	24.24%
CHS CUSTODIAL SERVICES										
1031261000	110	SALARIES	171,471	0.00	0.00	171,470.69	74,881.44	111,687.90	(15,098.65)	(8.81%)
1031261000	120	SUBSTITUTE SALARIES	850	0.00	0.00	850.00	0.00	0.00	850.00	100.00%
1031261000	130	OVERTIME	4,000	0.00	0.00	4,000.00	1,455.26	0.00	2,544.74	63.62%
1031261000	211	HEALTH INSURANCE	54,297	0.00	0.00	54,297.12	22,656.24	37,145.20	(5,504.32)	(10.14%)
1031261000	212	DENTAL INSURANCE	2,916	0.00	0.00	2,916.00	1,665.74	2,695.51	(1,445.25)	(49.56%)
1031261000	213	LIFE INSURANCE	370	0.00	0.00	369.60	149.80	238.70	(18.90)	(5.11%)
1031261000	214	DISABILITY INSURANCE	366	0.00	0.00	366.00	162.47	273.13	(69.60)	(19.02%)
1031261000	220	SOCIAL SECURITY	13,489	0.00	0.00	13,488.54	5,467.70	7,852.73	168.11	1.25%

Litchfield School District FY2016 Year-To-Date Budget Status Report

Account Detail by Function

Budget Unit	Account	Account Title	Original Appropriation	Budget Amendments	Budget Transfers	Revised Budget	YTD Expended	Encumbered	Available Budget	Percent Available
1031261000	231	NON-TEACHER RETIREMENT	16,429	0.00	0.00	16,428.81	6,475.16	11,049.89	(1,096.24)	(6.67%)
1031261000	232	TEACHER RETIREMENT	0	0.00	0.00	0.00	0.00	0.00	0.00	0.00%
1031261000	250	UNEMPLOYMENT	0	0.00	0.00	0.00	0.00	0.00	0.00	0.00%
1031261000	260	WORKERS COMPENSATION	4,437	0.00	0.00	4,436.75	1,873.50	0.00	2,563.25	57.77%
1031261000	272	CONF/WORKSHOP REIMBURSE	360	0.00	0.00	360.00	0.00	0.00	360.00	100.00%
1031261000	430	REPAIRS & MAINTENANCE	3,000	0.00	0.00	3,000.00	2,728.50	0.00	271.50	9.05%
1031261000	534	POSTAGE/GENERAL EXPENSES	0	0.00	0.00	0.00	0.00	0.00	0.00	0.00%
1031261000	580	TRAVEL	400	0.00	0.00	400.00	0.00	0.00	400.00	100.00%
1031261000	610	SUPPLIES	23,354	0.00	0.00	23,354.00	5,831.23	403.99	17,118.78	73.30%
1031261000	733	FURNITURE-ADDITIONAL	0	0.00	0.00	0.00	0.00	0.00	0.00	0.00%
1031261000	734	EQUIPMENT-ADDITIONAL	0	0.00	0.00	0.00	0.00	0.00	0.00	0.00%
1031261000	737	FURNITURE-REPLACEMENT	5,780	0.00	0.00	5,780.00	0.00	0.00	5,780.00	100.00%
1031261000	738	EQUIPMENT-REPLACEMENT	0	0.00	807.32	807.32	0.00	0.00	807.32	100.00%
Total CHS CUSTODIAL SERVICES			\$301,518	\$0.00	\$807.32	\$302,324.83	\$123,347.04	\$171,347.05	\$7,630.74	2.52%
Total 31 - CAMPBELL HIGH SCHOOL			\$301,518	\$0.00	\$807.32	\$302,324.83	\$123,347.04	\$171,347.05	\$7,630.74	2.52%
Total 2610 - CUSTODIAL SERVICES			\$844,903	\$0.00	\$807.32	\$845,710.25	\$333,208.45	\$416,585.46	\$95,916.34	11.34%
2620 - BUILDING SERVICES										
DW BUILDING SERVICES										
1000262000	110	SALARIES	29,382	0.00	0.00	29,382.06	3,156.13	0.00	26,225.93	89.26%
1000262000	211	HEALTH INSURANCE	12,375	0.00	0.00	12,375.01	1,189.92	0.00	11,185.09	90.38%
1000262000	212	DENTAL INSURANCE	915	0.00	0.00	914.94	87.96	0.00	826.98	90.39%
1000262000	213	LIFE INSURANCE	60	0.00	0.00	60.06	5.28	0.00	54.78	91.21%
1000262000	214	DISABILITY INSURANCE	77	0.00	0.00	77.23	9.30	0.00	67.93	87.96%
1000262000	220	SOCIAL SECURITY	2,248	0.00	0.00	2,247.73	221.12	0.00	2,026.61	90.16%
1000262000	231	NON-TEACHER RETIREMENT	3,282	0.00	0.00	3,281.97	352.52	0.00	2,929.45	89.26%
1000262000	250	UNEMPLOYMENT	0	0.00	0.00	0.00	0.00	0.00	0.00	0.00%
1000262000	260	WORKERS COMPENSATION	739	0.00	0.00	739.35	78.11	0.00	661.24	89.44%
1000262000	272	CONF/WORKSHOP REIMBURSE	1,100	0.00	0.00	1,100.00	0.00	0.00	1,100.00	100.00%
1000262000	330	PROFESSIONAL SERVICES	6,500	0.00	0.00	6,500.00	2,200.00	0.00	4,300.00	66.15%
1000262000	430	REPAIRS & MAINTENANCE	2,000	0.00	0.00	2,000.00	1,517.49	0.00	482.51	24.13%
1000262000	442	EQUIP RENTAL	2,750	0.00	0.00	2,750.00	0.00	0.00	2,750.00	100.00%
1000262000	446	SOFTWARE LEASE	5,500	0.00	0.00	5,500.00	6,104.47	0.00	(604.47)	(10.99%)
1000262000	521	INSURANCE PROP/LIABILITY	61,363	0.00	0.00	61,363.00	62,742.00	0.00	(1,379.00)	(2.25%)
1000262000	580	TRAVEL	3,000	0.00	0.00	3,000.00	0.00	0.00	3,000.00	100.00%
1000262000	641	TEXTBOOKS - NEW	100	0.00	0.00	100.00	0.00	0.00	100.00	100.00%
1000262000	810	DUES AND FEES	400	0.00	0.00	400.00	100.00	0.00	300.00	75.00%
Total DW BUILDING SERVICES			\$131,791	\$0.00	\$0.00	\$131,791.35	\$77,764.30	\$0.00	\$54,027.05	40.99%
Total 00 - DISTRICT-WIDE			\$131,791	\$0.00	\$0.00	\$131,791.35	\$77,764.30	\$0.00	\$54,027.05	40.99%
GMS BUILDING SERVICES										
1011262000	411	UTILITIES-WATER	8,200	0.00	0.00	8,200.00	2,768.80	5,431.20	0.00	0.00%
1011262000	412	UTILITIES-SEWER	3,800	0.00	0.00	3,800.00	0.00	0.00	3,800.00	100.00%
1011262000	421	UTILITIES-DISPOSAL	7,200	0.00	0.00	7,200.00	3,771.11	3,326.93	101.96	1.42%
1011262000	430	REPAIRS & MAINTENANCE	79,085	0.00	(526.95)	78,558.05	66,793.56	4,800.00	6,964.49	8.87%
1011262000	431	PAINTING	3,200	0.00	0.00	3,200.00	2,000.00	0.00	1,200.00	37.50%

Litchfield School District FY2016 Year-To-Date Budget Status Report

Account Detail by Function

Budget Unit	Account	Account Title	Original Appropriation	Budget Amendments	Budget Transfers	Revised Budget	YTD Expended	Encumbered	Available Budget	Percent Available
1011262000	432	BOILER REPAIR & MAINT	3,000	0.00	526.95	3,526.95	1,026.95	2,499.00	1.00	0.03%
1011262000	433	CONTRACTOR REPAIR & MAINT	0	0.00	0.00	0.00	0.00	0.00	0.00	0.00%
1011262000	434	AIR QUALITY	1,200	0.00	0.00	1,200.00	0.00	0.00	1,200.00	100.00%
1011262000	442	EQUIP RENTAL	1,548	0.00	0.00	1,548.00	774.00	774.00	0.00	0.00%
1011262000	460	INSPECTIONS	350	0.00	0.00	350.00	0.00	350.00	0.00	0.00%
1011262000	536	AIR QUALITY	0	0.00	0.00	0.00	0.00	0.00	0.00	0.00%
1011262000	610	SUPPLIES	1,200	0.00	0.00	1,200.00	220.71	0.00	979.29	81.61%
1011262000	622	UTILITIES-ELECTRIC	47,772	0.00	0.00	47,772.12	17,918.51	29,853.49	0.12	0.00%
1011262000	623	UTIL-BOTTLED GAS	3,856	0.00	0.00	3,856.00	164.44	3,691.56	0.00	0.00%
1011262000	624	FUEL OIL	43,000	0.00	0.00	43,000.00	8,187.95	34,812.05	0.00	0.00%
1011262000	720	BUILDING IMPROVEMENT	0	0.00	0.00	0.00	0.00	0.00	0.00	0.00%
1011262000	734	EQUIPMENT-ADDITIONAL	0	0.00	0.00	0.00	0.00	0.00	0.00	0.00%
1011262000	737	FURNITURE-REPLACEMENT	0	0.00	0.00	0.00	0.00	0.00	0.00	0.00%
1011262000	738	EQUIPMENT-REPLACEMENT	0	0.00	0.00	0.00	0.00	0.00	0.00	0.00%
1011262000	890	MISCELLANEOUS	0	0.00	0.00	0.00	0.00	0.00	0.00	0.00%
Total GMS BUILDING SERVICES			\$203,411	\$0.00	\$0.00	\$203,411.12	\$103,626.03	\$85,538.23	\$14,246.86	7.00%
Total 11 - GRIFFIN MEMORIAL SCHOOL			\$203,411	\$0.00	\$0.00	\$203,411.12	\$103,626.03	\$85,538.23	\$14,246.86	7.00%
LMS BUILDING SERVICES										
1021262000	411	UTILITIES-WATER	16,800	0.00	0.00	16,800.00	6,221.23	9,678.77	900.00	5.36%
1021262000	412	UTILITIES-SEWER	3,800	0.00	0.00	3,800.00	0.00	0.00	3,800.00	100.00%
1021262000	421	UTILITIES-DISPOSAL	7,200	0.00	0.00	7,200.00	3,740.11	3,027.01	432.88	6.01%
1021262000	430	REPAIRS & MAINTENANCE	78,873	0.00	0.00	78,873.00	50,239.31	1,504.45	27,129.24	34.40%
1021262000	431	PAINTING	1,500	0.00	0.00	1,500.00	0.00	0.00	1,500.00	100.00%
1021262000	432	BOILER REPAIR & MAINT	3,500	0.00	0.00	3,500.00	0.00	2,000.00	1,500.00	42.86%
1021262000	433	CONTRACTOR REPAIR & MAINT	0	0.00	0.00	0.00	0.00	0.00	0.00	0.00%
1021262000	434	AIR QUALITY	1,200	0.00	0.00	1,200.00	0.00	0.00	1,200.00	100.00%
1021262000	536	AIR QUALITY	0	0.00	0.00	0.00	0.00	0.00	0.00	0.00%
1021262000	610	SUPPLIES	6,900	0.00	0.00	6,900.00	2,254.76	0.00	4,645.24	67.32%
1021262000	622	UTILITIES-ELECTRIC	72,490	0.00	0.00	72,489.84	23,550.93	48,938.91	0.00	0.00%
1021262000	623	UTIL-BOTTLED GAS	3,856	0.00	0.00	3,856.32	145.02	3,710.98	0.32	0.01%
1021262000	624	FUEL OIL	43,000	0.00	0.00	43,000.00	10,235.45	32,764.55	0.00	0.00%
1021262000	734	EQUIPMENT-ADDITIONAL	466	0.00	0.00	466.00	0.00	0.00	466.00	100.00%
1021262000	737	FURNITURE-REPLACEMENT	1	0.00	0.00	1.00	0.00	0.00	1.00	100.00%
1021262000	738	EQUIPMENT-REPLACEMENT	3,450	0.00	0.00	3,450.00	0.00	0.00	3,450.00	100.00%
Total LMS BUILDING SERVICES			\$243,036	\$0.00	\$0.00	\$243,036.16	\$96,386.81	\$101,624.67	\$45,024.68	18.53%
Total 21 - LITCHFIELD MIDDLE SCHOOL			\$243,036	\$0.00	\$0.00	\$243,036.16	\$96,386.81	\$101,624.67	\$45,024.68	18.53%
CHS BUILDING SERVICES										
1031262000	220	SOCIAL SECURITY	0	0.00	0.00	0.00	0.00	0.00	0.00	0.00%
1031262000	232	TEACHER RETIREMENT	0	0.00	0.00	0.00	0.00	0.00	0.00	0.00%
1031262000	411	UTILITIES-WATER	11,800	0.00	0.00	11,800.00	4,135.75	7,664.25	0.00	0.00%
1031262000	412	UTILITIES-SEWER	3,800	0.00	0.00	3,800.00	0.00	0.00	3,800.00	100.00%
1031262000	421	UTILITIES-DISPOSAL	7,200	0.00	0.00	7,200.00	3,386.11	3,026.93	786.96	10.93%
1031262000	430	REPAIRS & MAINTENANCE	61,498	0.00	0.00	61,498.00	30,398.45	0.00	31,099.55	50.57%
1031262000	431	PAINTING	3,000	0.00	0.00	3,000.00	0.00	0.00	3,000.00	100.00%
1031262000	432	BOILER REPAIR & MAINT	3,000	0.00	0.00	3,000.00	0.00	0.00	3,000.00	100.00%

Litchfield School District FY2016 Year-To-Date Budget Status Report

Account Detail by Function

Budget Unit	Account	Account Title	Original Appropriation	Budget Amendments	Budget Transfers	Revised Budget	YTD Expended	Encumbered	Available Budget	Percent Available
1031262000	433	CONTRACTOR REPAIR & MAINT	0	0.00	0.00	0.00	0.00	0.00	0.00	0.00%
1031262000	434	AIR QUALITY	13,200	0.00	0.00	13,200.00	0.00	0.00	13,200.00	100.00%
1031262000	442	EQUIP RENTAL	0	0.00	0.00	0.00	0.00	0.00	0.00	0.00%
1031262000	536	AIR QUALITY	0	0.00	0.00	0.00	0.00	0.00	0.00	0.00%
1031262000	610	SUPPLIES	10,625	0.00	0.00	10,625.00	9,730.08	720.00	174.92	1.65%
1031262000	622	UTILITIES-ELECTRIC	116,676	0.00	0.00	116,675.68	52,106.47	64,569.21	0.00	0.00%
1031262000	623	UTIL-BOTTLED GAS	88,992	0.00	(7,000.00)	81,992.00	14,677.66	67,314.34	0.00	0.00%
1031262000	733	FURNITURE-ADDITIONAL	0	0.00	0.00	0.00	0.00	0.00	0.00	0.00%
1031262000	734	EQUIPMENT-ADDITIONAL	0	0.00	0.00	0.00	0.00	0.00	0.00	0.00%
1031262000	737	FURNITURE-REPLACEMENT	0	0.00	0.00	0.00	0.00	0.00	0.00	0.00%
1031262000	738	EQUIPMENT-REPLACEMENT	0	0.00	0.00	0.00	0.00	0.00	0.00	0.00%
Total CHS BUILDING SERVICES			\$319,791	\$0.00	(\$7,000.00)	\$312,790.68	\$114,434.52	\$143,294.73	\$55,061.43	17.60%
Total 31 - CAMPBELL HIGH SCHOOL			\$319,791	\$0.00	(\$7,000.00)	\$312,790.68	\$114,434.52	\$143,294.73	\$55,061.43	17.60%
Total 2620 - BUILDING SERVICES			\$898,029	\$0.00	(\$7,000.00)	\$891,029.31	\$392,211.66	\$330,457.63	\$168,360.02	18.90%
2630 - GROUNDS SERVICES										
DW GROUNDS SERVICES										
1000263000	110	SALARIES	75,171	0.00	0.00	75,171.09	30,236.77	23,288.83	21,645.49	28.79%
1000263000	120	SUBSTITUTE SALARIES	300	0.00	0.00	300.00	0.00	0.00	300.00	100.00%
1000263000	130	OVERTIME	2,500	0.00	0.00	2,500.00	1,569.52	0.00	930.48	37.22%
1000263000	211	HEALTH INSURANCE	25,702	0.00	0.00	25,701.95	10,744.45	9,131.56	5,825.94	22.67%
1000263000	212	DENTAL INSURANCE	1,900	0.00	0.00	1,900.26	789.30	668.64	442.32	23.28%
1000263000	213	LIFE INSURANCE	125	0.00	0.00	124.74	61.92	58.80	4.02	3.22%
1000263000	214	DISABILITY INSURANCE	172	0.00	0.00	171.65	77.94	63.93	29.78	17.35%
1000263000	220	SOCIAL SECURITY	5,965	0.00	0.00	5,964.78	2,253.70	1,629.11	2,081.97	34.90%
1000263000	231	NON-TEACHER RETIREMENT	7,573	0.00	0.00	7,572.72	2,849.39	2,601.37	2,121.96	28.02%
1000263000	250	UNEMPLOYMENT	0	0.00	0.00	0.00	0.00	0.00	0.00	0.00%
1000263000	260	WORKERS COMPENSATION	1,962	0.00	0.00	1,961.99	773.50	0.00	1,188.49	60.58%
1000263000	272	CONF/WORKSHOP REIMBURSE	600	0.00	0.00	600.00	0.00	0.00	600.00	100.00%
1000263000	422	SNOW PLOWING	42,000	0.00	0.00	42,000.00	7,000.00	0.00	35,000.00	83.33%
1000263000	430	REPAIRS & MAINTENANCE	8,200	0.00	0.00	8,200.00	0.00	0.00	8,200.00	100.00%
1000263000	442	EQUIP RENTAL	1,350	0.00	0.00	1,350.00	1,102.85	0.00	247.15	18.31%
1000263000	580	TRAVEL	500	0.00	0.00	500.00	0.00	0.00	500.00	100.00%
1000263000	610	SUPPLIES	9,000	0.00	(680.00)	8,320.00	7,200.81	695.08	424.11	5.10%
1000263000	626	FUEL	3,500	0.00	0.00	3,500.00	0.00	0.00	3,500.00	100.00%
1000263000	734	EQUIPMENT-ADDITIONAL	3,500	0.00	0.00	3,500.00	0.00	0.00	3,500.00	100.00%
1000263000	738	EQUIPMENT-REPLACEMENT	1	0.00	680.00	681.00	680.00	0.00	1.00	0.15%
1000263000	810	DUES AND FEES	1	0.00	0.00	1.00	0.00	0.00	1.00	100.00%
1000263000	890	MISCELLANEOUS	3,500	0.00	0.00	3,500.00	0.00	0.00	3,500.00	100.00%
Total DW GROUNDS SERVICES			\$193,521	\$0.00	\$0.00	\$193,521.18	\$65,340.15	\$38,137.32	\$90,043.71	46.53%
Total 00 - DISTRICT-WIDE			\$193,521	\$0.00	\$0.00	\$193,521.18	\$65,340.15	\$38,137.32	\$90,043.71	46.53%
GMS GROUNDS SERVICES										
1011263000	422	SNOW PLOWING	1	0.00	0.00	1.00	2,220.12	4,439.88	(6,659.00)	(665,900.00%)
1011263000	430	REPAIRS & MAINTENANCE	11,500	0.00	0.00	11,500.00	95.00	0.00	11,405.00	99.17%
1011263000	450	SITE DEVELOPMENT	0	0.00	0.00	0.00	0.00	0.00	0.00	0.00%

Litchfield School District FY2016 Year-To-Date Budget Status Report

Account Detail by Function

Budget Unit	Account	Account Title	Original Appropriation	Budget Amendments	Budget Transfers	Revised Budget	YTD Expended	Encumbered	Available Budget	Percent Available
1011263000	610	SUPPLIES	5,300	0.00	0.00	5,300.00	1,399.35	0.00	3,900.65	73.60%
1011263000	738	EQUIPMENT-REPLACEMENT	500	0.00	0.00	500.00	0.00	0.00	500.00	100.00%
Total GMS GROUNDS SERVICES			\$17,301	\$0.00	\$0.00	\$17,301.00	\$3,714.47	\$4,439.88	\$9,146.65	52.87%
Total 11 - GRIFFIN MEMORIAL SCHOOL			\$17,301	\$0.00	\$0.00	\$17,301.00	\$3,714.47	\$4,439.88	\$9,146.65	52.87%
LMS GROUNDS SERVICES										
1021263000	422	SNOW PLOWING	1	0.00	0.00	1.00	2,343.46	4,686.54	(7,029.00)	(702,900.00%)
1021263000	430	REPAIRS & MAINTENANCE	5,600	0.00	0.00	5,600.00	33,320.00	0.00	(27,720.00)	(495.00%)
1021263000	450	SITE DEVELOPMENT	6,500	0.00	0.00	6,500.00	1,000.00	0.00	5,500.00	84.62%
1021263000	610	SUPPLIES	3,500	0.00	0.00	3,500.00	1,572.58	233.99	1,693.43	48.38%
1021263000	733	FURNITURE-ADDITIONAL	1	0.00	0.00	1.00	0.00	0.00	1.00	100.00%
1021263000	737	FURNITURE-REPLACEMENT	2,000	0.00	0.00	2,000.00	0.00	0.00	2,000.00	100.00%
1021263000	738	EQUIPMENT-REPLACEMENT	3,600	0.00	0.00	3,600.00	0.00	0.00	3,600.00	100.00%
Total LMS GROUNDS SERVICES			\$21,202	\$0.00	\$0.00	\$21,202.00	\$38,236.04	\$4,920.53	(\$21,954.57)	(103.55%)
Total 21 - LITCHFIELD MIDDLE SCHOOL			\$21,202	\$0.00	\$0.00	\$21,202.00	\$38,236.04	\$4,920.53	(\$21,954.57)	(103.55%)
CHS GROUNDS SERVICES										
1031263000	272	CONF/WORKSHOP REIMBURSE	175	0.00	0.00	175.00	0.00	0.00	175.00	100.00%
1031263000	422	SNOW PLOWING	1	0.00	0.00	1.00	7,770.42	15,539.58	(23,309.00)	(2,330,900.00%)
1031263000	430	REPAIRS & MAINTENANCE	11,550	0.00	0.00	11,550.00	10,042.75	1,200.00	307.25	2.66%
1031263000	442	EQUIP RENTAL	3,700	0.00	0.00	3,700.00	0.00	857.50	2,842.50	76.82%
1031263000	610	SUPPLIES	25,000	0.00	(807.32)	24,192.68	10,853.35	3,485.58	9,853.75	40.73%
1031263000	734	EQUIPMENT-ADDITIONAL	1	0.00	0.00	1.00	0.00	0.00	1.00	100.00%
1031263000	738	EQUIPMENT-REPLACEMENT	2,300	0.00	0.00	2,300.00	807.32	0.00	1,492.68	64.90%
Total CHS GROUNDS SERVICES			\$42,727	\$0.00	(\$807.32)	\$41,919.68	\$29,473.84	\$21,082.66	(\$8,636.82)	(20.60%)
Total 31 - CAMPBELL HIGH SCHOOL			\$42,727	\$0.00	(\$807.32)	\$41,919.68	\$29,473.84	\$21,082.66	(\$8,636.82)	(20.60%)
Total 2630 - GROUNDS SERVICES			\$274,751	\$0.00	(\$807.32)	\$273,943.86	\$136,764.50	\$68,580.39	\$68,598.97	25.04%
2640 - NON-INSTRUCTIONAL EQUIP										
GMS NON-INSTRUCT EQUIP										
1011264000	430	REPAIRS & MAINTENANCE	12,000	0.00	0.00	12,000.00	522.45	0.00	11,477.55	95.65%
1011264000	433	CONTRACTOR REPAIR & MAINT	23,000	0.00	0.00	23,000.00	4,652.00	420.00	17,928.00	77.95%
1011264000	460	INSPECTIONS	1,000	0.00	0.00	1,000.00	0.00	0.00	1,000.00	100.00%
1011264000	734	EQUIPMENT-ADDITIONAL	1	0.00	0.00	1.00	0.00	0.00	1.00	100.00%
1011264000	738	EQUIPMENT-REPLACEMENT	0	0.00	0.00	0.00	0.00	0.00	0.00	0.00%
Total GMS NON-INSTRUCT EQUIP			\$36,001	\$0.00	\$0.00	\$36,001.00	\$5,174.45	\$420.00	\$30,406.55	84.46%
Total 11 - GRIFFIN MEMORIAL SCHOOL			\$36,001	\$0.00	\$0.00	\$36,001.00	\$5,174.45	\$420.00	\$30,406.55	84.46%
LMS NON-INSTRUCT EQUIP										
1021264000	430	REPAIRS & MAINTENANCE	14,200	0.00	0.00	14,200.00	2,584.75	0.00	11,615.25	81.80%
1021264000	433	CONTRACTOR REPAIR & MAINT	39,900	0.00	0.00	39,900.00	1,495.00	420.00	37,985.00	95.20%
1021264000	460	INSPECTIONS	4,275	0.00	0.00	4,275.00	150.00	0.00	4,125.00	96.49%
1021264000	734	EQUIPMENT-ADDITIONAL	0	0.00	0.00	0.00	0.00	0.00	0.00	0.00%
1021264000	738	EQUIPMENT-REPLACEMENT	0	0.00	0.00	0.00	0.00	0.00	0.00	0.00%
Total LMS NON-INSTRUCT EQUIP			\$58,375	\$0.00	\$0.00	\$58,375.00	\$4,229.75	\$420.00	\$53,725.25	92.03%
Total 21 - LITCHFIELD MIDDLE SCHOOL			\$58,375	\$0.00	\$0.00	\$58,375.00	\$4,229.75	\$420.00	\$53,725.25	92.03%

Litchfield School District FY2016 Year-To-Date Budget Status Report

Account Detail by Function

Budget Unit	Account	Account Title	Original Appropriation	Budget Amendments	Budget Transfers	Revised Budget	YTD Expended	Encumbered	Available Budget	Percent Available
CHS NON-INSTRUCT EQUIP										
1031264000	430	REPAIRS & MAINTENANCE	19,680	0.00	0.00	19,680.00	0.00	0.00	19,680.00	100.00%
1031264000	433	CONTRACTOR REPAIR & MAINT	37,400	0.00	0.00	37,400.00	2,676.25	1,439.65	33,284.10	88.99%
1031264000	460	INSPECTIONS	6,600	0.00	0.00	6,600.00	0.00	0.00	6,600.00	100.00%
1031264000	610	SUPPLIES	0	0.00	0.00	0.00	0.00	0.00	0.00	0.00%
1031264000	650	SOFTWARE	0	0.00	0.00	0.00	0.00	0.00	0.00	0.00%
1031264000	734	EQUIPMENT-ADDITIONAL	1	0.00	0.00	1.00	0.00	0.00	1.00	100.00%
1031264000	738	EQUIPMENT-REPLACEMENT	1	0.00	0.00	1.00	0.00	0.00	1.00	100.00%
Total CHS NON-INSTRUCT EQUIP			\$63,682	\$0.00	\$0.00	\$63,682.00	\$2,676.25	\$1,439.65	\$59,566.10	93.54%
Total 31 - CAMPBELL HIGH SCHOOL			\$63,682	\$0.00	\$0.00	\$63,682.00	\$2,676.25	\$1,439.65	\$59,566.10	93.54%
Total 2640 - NON-INSTRUCTIONAL EQUIP			\$158,058	\$0.00	\$0.00	\$158,058.00	\$12,080.45	\$2,279.65	\$143,697.90	90.91%
2660 - EMERGENCY MANAGEMENT										
DW EMERGENCY MANAGEMENT										
1000266000	110	SALARIES	0	0.00	0.00	0.00	0.00	0.00	0.00	0.00%
1000266000	130	OVERTIME	0	0.00	0.00	0.00	0.00	0.00	0.00	0.00%
1000266000	220	SOCIAL SECURITY	0	0.00	0.00	0.00	0.00	0.00	0.00	0.00%
1000266000	231	NON-TEACHER RETIREMENT	0	0.00	0.00	0.00	0.00	0.00	0.00	0.00%
1000266000	260	WORKERS COMPENSATION	0	0.00	0.00	0.00	0.00	0.00	0.00	0.00%
1000266000	610	SUPPLIES	0	0.00	0.00	0.00	0.00	0.00	0.00	0.00%
Total DW EMERGENCY MANAGEMENT			\$0	\$0.00	\$0.00	\$0.00	\$0.00	\$0.00	\$0.00	0.00%
Total 00 - DISTRICT-WIDE			\$0	\$0.00	\$0.00	\$0.00	\$0.00	\$0.00	\$0.00	0.00%
GMS EMERGENCY MANAGEMENT										
1011266000	610	SUPPLIES	1,950	0.00	0.00	1,949.74	0.00	0.00	1,949.74	100.00%
1011266000	734	EQUIPMENT-ADDITIONAL	0	0.00	0.00	0.00	0.00	0.00	0.00	0.00%
Total GMS EMERGENCY MANAGEMENT			\$1,950	\$0.00	\$0.00	\$1,949.74	\$0.00	\$0.00	\$1,949.74	100.00%
Total 11 - GRIFFIN MEMORIAL SCHOOL			\$1,950	\$0.00	\$0.00	\$1,949.74	\$0.00	\$0.00	\$1,949.74	100.00%
LMS EMERGENCY MANAGEMENT										
1021266000	610	SUPPLIES	2,195	0.00	0.00	2,195.00	41.26	0.00	2,153.74	98.12%
Total LMS EMERGENCY MANAGEMENT			\$2,195	\$0.00	\$0.00	\$2,195.00	\$41.26	\$0.00	\$2,153.74	98.12%
Total 21 - LITCHFIELD MIDDLE SCHOOL			\$2,195	\$0.00	\$0.00	\$2,195.00	\$41.26	\$0.00	\$2,153.74	98.12%
CHS EMERGENCY MANAGEMENT										
1031266000	430	REPAIRS & MAINTENANCE	0	0.00	0.00	0.00	0.00	0.00	0.00	0.00%
1031266000	610	SUPPLIES	2,200	0.00	0.00	2,200.00	119.80	0.00	2,080.20	94.55%
Total CHS EMERGENCY MANAGEMENT			\$2,200	\$0.00	\$0.00	\$2,200.00	\$119.80	\$0.00	\$2,080.20	94.55%
Total 31 - CAMPBELL HIGH SCHOOL			\$2,200	\$0.00	\$0.00	\$2,200.00	\$119.80	\$0.00	\$2,080.20	94.55%
Total 2660 - EMERGENCY MANAGEMENT			\$6,345	\$0.00	\$0.00	\$6,344.74	\$161.06	\$0.00	\$6,183.68	97.46%

Litchfield School District FY2016 Year-To-Date Budget Status Report

Account Detail by Function

Budget Unit	Account	Account Title	Original Appropriation	Budget Amendments	Budget Transfers	Revised Budget	YTD Expended	Encumbered	Available Budget	Percent Available
2721 - TRANSPORTATION (REGULAR)										
DW REGULAR TRANSPORTATION										
1000272100	519	TRANSPORTATION	468,578	0.00	0.00	468,578.00	136,413.66	332,164.34	0.00	0.00%
1000272100	626	FUEL	0	0.00	0.00	0.00	0.00	0.00	0.00	0.00%
Total DW REGULAR TRANSPORTATION			\$468,578	\$0.00	\$0.00	\$468,578.00	\$136,413.66	\$332,164.34	\$0.00	0.00%
Total 00 - DISTRICT-WIDE			\$468,578	\$0.00	\$0.00	\$468,578.00	\$136,413.66	\$332,164.34	\$0.00	0.00%
Total 2721 - TRANSPORTATION (REGULAR)			\$468,578	\$0.00	\$0.00	\$468,578.00	\$136,413.66	\$332,164.34	\$0.00	0.00%
2722 - TRANSPORTATION(SPECIAL)										
DW SPED TRANSPORTATION										
1000272200	519	TRANSPORTATION	350,403	0.00	28,286.00	378,689.00	95,673.96	262,618.04	20,397.00	5.39%
1000272200	580	TRAVEL	0	0.00	0.00	0.00	0.00	0.00	0.00	0.00%
1000272200	626	FUEL	0	0.00	0.00	0.00	0.00	0.00	0.00	0.00%
Total DW SPED TRANSPORTATION			\$350,403	\$0.00	\$28,286.00	\$378,689.00	\$95,673.96	\$262,618.04	\$20,397.00	5.39%
Total 00 - DISTRICT-WIDE			\$350,403	\$0.00	\$28,286.00	\$378,689.00	\$95,673.96	\$262,618.04	\$20,397.00	5.39%
Total 2722 - TRANSPORTATION(SPECIAL)			\$350,403	\$0.00	\$28,286.00	\$378,689.00	\$95,673.96	\$262,618.04	\$20,397.00	5.39%
2723 - TRANSPORTATION (VOC ED)										
CHS VOCATIONAL TRANSPORT										
1031272300	519	TRANSPORTATION	22,932	0.00	0.00	22,932.00	4,246.66	38,219.94	(19,534.60)	(85.18%)
Total CHS VOCATIONAL TRANSPORT			\$22,932	\$0.00	\$0.00	\$22,932.00	\$4,246.66	\$38,219.94	(\$19,534.60)	(85.18%)
Total 31 - CAMPBELL HIGH SCHOOL			\$22,932	\$0.00	\$0.00	\$22,932.00	\$4,246.66	\$38,219.94	(\$19,534.60)	(85.18%)
Total 2723 - TRANSPORTATION (VOC ED)			\$22,932	\$0.00	\$0.00	\$22,932.00	\$4,246.66	\$38,219.94	(\$19,534.60)	(85.18%)
2724 - TRANSPORTATION (ATHLETIC)										
LMS ATHLETIC TRANSPORT										
1021272400	519	TRANSPORTATION	12,526	0.00	0.00	12,526.00	5,567.20	268.21	6,690.59	53.41%
Total LMS ATHLETIC TRANSPORT			\$12,526	\$0.00	\$0.00	\$12,526.00	\$5,567.20	\$268.21	\$6,690.59	53.41%
Total 21 - LITCHFIELD MIDDLE SCHOOL			\$12,526	\$0.00	\$0.00	\$12,526.00	\$5,567.20	\$268.21	\$6,690.59	53.41%
CHS ATHLETIC TRANSPORT										
1031272400	519	TRANSPORTATION	58,013	0.00	0.00	58,013.00	20,752.22	19,595.54	17,665.24	30.45%
Total CHS ATHLETIC TRANSPORT			\$58,013	\$0.00	\$0.00	\$58,013.00	\$20,752.22	\$19,595.54	\$17,665.24	30.45%
Total 31 - CAMPBELL HIGH SCHOOL			\$58,013	\$0.00	\$0.00	\$58,013.00	\$20,752.22	\$19,595.54	\$17,665.24	30.45%
Total 2724 - TRANSPORTATION (ATHLETIC)			\$70,539	\$0.00	\$0.00	\$70,539.00	\$26,319.42	\$19,863.75	\$24,355.83	34.53%
2725 - TRANSPORTATION (FT/COCUR)										
GMS CO-CURR TRANSPORT										
1011272500	519	TRANSPORTATION	1,575	0.00	0.00	1,575.00	0.00	0.00	1,575.00	100.00%
Total GMS CO-CURR TRANSPORT			\$1,575	\$0.00	\$0.00	\$1,575.00	\$0.00	\$0.00	\$1,575.00	100.00%
Total 11 - GRIFFIN MEMORIAL SCHOOL			\$1,575	\$0.00	\$0.00	\$1,575.00	\$0.00	\$0.00	\$1,575.00	100.00%

Litchfield School District FY2016 Year-To-Date Budget Status Report

Account Detail by Function

Budget Unit	Account	Account Title	Original Appropriation	Budget Amendments	Budget Transfers	Revised Budget	YTD Expended	Encumbered	Available Budget	Percent Available
LMS CO-CURR TRANSPORT										
1021272500	519	TRANSPORTATION	4,322	0.00	0.00	4,322.00	1,271.60	0.00	3,050.40	70.58%
Total LMS CO-CURR TRANSPORT			\$4,322	\$0.00	\$0.00	\$4,322.00	\$1,271.60	\$0.00	\$3,050.40	70.58%
Total 21 - LITCHFIELD MIDDLE SCHOOL			\$4,322	\$0.00	\$0.00	\$4,322.00	\$1,271.60	\$0.00	\$3,050.40	70.58%
CHS CO-CURR TRANSPORT										
1031272500	519	TRANSPORTATION	10,000	0.00	0.00	10,000.00	2,158.38	0.00	7,841.62	78.42%
Total CHS CO-CURR TRANSPORT			\$10,000	\$0.00	\$0.00	\$10,000.00	\$2,158.38	\$0.00	\$7,841.62	78.42%
Total 31 - CAMPBELL HIGH SCHOOL			\$10,000	\$0.00	\$0.00	\$10,000.00	\$2,158.38	\$0.00	\$7,841.62	78.42%
Total 2725 - TRANSPORTATION (FT/COCUR)			\$15,897	\$0.00	\$0.00	\$15,897.00	\$3,429.98	\$0.00	\$12,467.02	78.42%
2830 - HR STAFF SERVICES										
DW HR SERVICES										
1000283000	330	PROFESSIONAL SERVICES	0	0.00	0.00	0.00	0.00	0.00	0.00	0.00%
Total DW HR SERVICES			\$0	\$0.00	\$0.00	\$0.00	\$0.00	\$0.00	\$0.00	0.00%
Total 00 - DISTRICT-WIDE			\$0	\$0.00	\$0.00	\$0.00	\$0.00	\$0.00	\$0.00	0.00%
DISTRICT HR STAFF SVCS										
1090283000	110	SALARIES	54,840	0.00	0.00	54,840.00	25,226.64	31,533.36	(1,920.00)	(3.50%)
1090283000	211	HEALTH INSURANCE	19,038	0.00	0.00	19,038.48	8,725.97	11,105.78	(793.27)	(4.17%)
1090283000	212	DENTAL INSURANCE	1,408	0.00	0.00	1,407.60	645.15	821.10	(58.65)	(4.17%)
1090283000	213	LIFE INSURANCE	262	0.00	0.00	261.60	111.98	142.52	7.10	2.71%
1090283000	214	DISABILITY INSURANCE	404	0.00	0.00	404.18	182.38	232.12	(10.32)	(2.55%)
1090283000	220	SOCIAL SECURITY	4,199	0.00	0.00	4,199.28	1,694.46	2,225.06	279.76	6.66%
1090283000	231	NON-TEACHER RETIREMENT	6,126	0.00	0.00	6,125.63	2,817.84	3,522.28	(214.49)	(3.50%)
1090283000	250	UNEMPLOYMENT	0	0.00	0.00	0.00	0.00	0.00	0.00	0.00%
1090283000	260	WORKERS COMPENSATION	169	0.00	0.00	169.07	76.55	0.00	92.52	54.72%
1090283000	272	CONF/WORKSHOP REIMBURSE	1,375	0.00	0.00	1,375.00	695.00	0.00	680.00	49.45%
1090283000	280	NEW HIRE EXPENSES	1,750	0.00	(500.00)	1,250.00	0.00	0.00	1,250.00	100.00%
1090283000	330	PROFESSIONAL SERVICES	3,310	0.00	0.00	3,310.00	1,628.00	736.00	946.00	28.58%
1090283000	540	ADVERTISING	2,500	0.00	0.00	2,500.00	466.65	0.00	2,033.35	81.33%
1090283000	550	PRINTING & BINDING	100	0.00	0.00	100.00	0.00	0.00	100.00	100.00%
1090283000	580	TRAVEL	1,500	0.00	0.00	1,500.00	98.92	0.00	1,401.08	93.41%
1090283000	610	SUPPLIES	200	0.00	500.00	700.00	288.58	22.61	388.81	55.54%
1090283000	641	TEXTBOOKS - NEW	60	0.00	0.00	60.00	0.00	0.00	60.00	100.00%
1090283000	733	FURNITURE-ADDITIONAL	0	0.00	0.00	0.00	0.00	0.00	0.00	0.00%
1090283000	734	EQUIPMENT-ADDITIONAL	350	0.00	0.00	350.00	0.00	0.00	350.00	100.00%
1090283000	738	EQUIPMENT-REPLACEMENT	1	0.00	0.00	1.00	0.00	0.00	1.00	100.00%
1090283000	810	DUES AND FEES	640	0.00	0.00	640.00	459.00	0.00	181.00	28.28%
1090283000	890	MISCELLANEOUS	1,000	0.00	0.00	1,000.00	0.00	0.00	1,000.00	100.00%
Total DISTRICT HR STAFF SVCS			\$99,232	\$0.00	\$0.00	\$99,231.84	\$43,117.12	\$50,340.83	\$5,773.89	5.82%
Total 90 - SAU #27			\$99,232	\$0.00	\$0.00	\$99,231.84	\$43,117.12	\$50,340.83	\$5,773.89	5.82%
Total 2830 - HR STAFF SERVICES			\$99,232	\$0.00	\$0.00	\$99,231.84	\$43,117.12	\$50,340.83	\$5,773.89	5.82%

Litchfield School District FY2016 Year-To-Date Budget Status Report

Account Detail by Function

Budget Unit	Account	Account Title	Original Appropriation	Budget Amendments	Budget Transfers	Revised Budget	YTD Expended	Encumbered	Available Budget	Percent Available
2840 - TECHNOLOGY SERVICES										
DW TECHNOLOGY SERVICES										
1000284000	110	SALARIES	168,413	0.00	0.00	168,412.52	80,576.09	99,032.12	(11,195.69)	(6.65%)
1000284000	130	OVERTIME	1,000	0.00	0.00	1,000.00	0.00	0.00	1,000.00	100.00%
1000284000	211	HEALTH INSURANCE	28,207	0.00	0.00	28,207.20	9,696.18	12,340.58	6,170.44	21.88%
1000284000	212	DENTAL INSURANCE	1,556	0.00	0.00	1,556.16	587.07	747.18	221.91	14.26%
1000284000	213	LIFE INSURANCE	425	0.00	0.00	425.28	223.50	277.00	(75.22)	(17.69%)
1000284000	214	DISABILITY INSURANCE	706	0.00	0.00	706.30	378.06	407.49	(79.25)	(11.22%)
1000284000	220	SOCIAL SECURITY	13,007	0.00	0.00	13,006.70	6,009.02	7,304.85	(307.17)	(2.36%)
1000284000	231	NON-TEACHER RETIREMENT	17,422	0.00	0.00	17,422.13	7,249.24	8,951.28	1,221.61	7.01%
1000284000	250	UNEMPLOYMENT	0	0.00	0.00	0.00	0.00	0.00	0.00	0.00%
1000284000	260	WORKERS COMPENSATION	522	0.00	0.00	522.30	244.47	0.00	277.83	53.19%
1000284000	272	CONF/WORKSHOP REIMBURSE	5,000	0.00	0.00	5,000.00	4,373.18	0.00	626.82	12.54%
1000284000	321	CONTRACTED SERVICES	0	0.00	0.00	0.00	0.00	0.00	0.00	0.00%
1000284000	330	PROFESSIONAL SERVICES	3,000	0.00	0.00	3,000.00	3,598.00	0.00	(598.00)	(19.93%)
1000284000	430	REPAIRS & MAINTENANCE	27,738	0.00	0.00	27,738.00	21,906.31	1,743.08	4,088.61	14.74%
1000284000	446	SOFTWARE LEASE	18,795	0.00	1,224.00	20,019.00	40,705.06	15,966.67	(36,652.73)	(183.09%)
1000284000	531	TELEPHONE	912	0.00	0.00	912.00	430.61	379.39	102.00	11.18%
1000284000	532	DATA COMMUNICATIONS	0	0.00	0.00	0.00	0.00	0.00	0.00	0.00%
1000284000	580	TRAVEL	500	0.00	0.00	500.00	55.20	0.00	444.80	88.96%
1000284000	610	SUPPLIES	4,000	0.00	0.00	4,000.00	3,426.00	0.00	574.00	14.35%
1000284000	641	TEXTBOOKS - NEW	0	0.00	0.00	0.00	0.00	0.00	0.00	0.00%
1000284000	650	SOFTWARE	18,340	0.00	0.00	18,340.00	9,926.98	0.00	8,413.02	45.87%
1000284000	733	FURNITURE-ADDITIONAL	0	0.00	0.00	0.00	0.00	0.00	0.00	0.00%
1000284000	734	EQUIPMENT-ADDITIONAL	0	0.00	0.00	0.00	24,848.81	0.00	(24,848.81)	0.00%
1000284000	737	FURNITURE-REPLACEMENT	0	0.00	0.00	0.00	0.00	0.00	0.00	0.00%
1000284000	738	EQUIPMENT-REPLACEMENT	5,500	0.00	0.00	5,500.00	0.00	0.00	5,500.00	100.00%
1000284000	810	DUES AND FEES	0	0.00	0.00	0.00	0.00	0.00	0.00	0.00%
Total DW TECHNOLOGY SERVICES			\$315,044	\$0.00	\$1,224.00	\$316,267.59	\$214,233.78	\$147,149.64	(\$45,115.83)	(14.27%)
Total 00 - DISTRICT-WIDE			\$315,044	\$0.00	\$1,224.00	\$316,267.59	\$214,233.78	\$147,149.64	(\$45,115.83)	(14.27%)
SCHOOL BOARD TECHNOLOGY										
1001284000	734	EQUIPMENT-ADDITIONAL	0	0.00	0.00	0.00	0.00	0.00	0.00	0.00%
1001284000	738	EQUIPMENT-REPLACEMENT	0	0.00	0.00	0.00	0.00	0.00	0.00	0.00%
Total SCHOOL BOARD TECHNOLOGY			\$0	\$0.00	\$0.00	\$0.00	\$0.00	\$0.00	\$0.00	0.00%
Total 01 - SCHOOL BOARD			\$0	\$0.00	\$0.00	\$0.00	\$0.00	\$0.00	\$0.00	0.00%
GMS TECHNOLOGY SERVICES										
1011284000	430	REPAIRS & MAINTENANCE	3,000	0.00	0.00	3,000.00	1,519.37	0.00	1,480.63	49.35%
1011284000	440	RENTAL/LEASE INSTR EQUIP	790	0.00	0.00	790.00	390.00	390.00	10.00	1.27%
1011284000	531	TELEPHONE	3,975	0.00	0.00	3,975.00	1,915.46	1,589.54	470.00	11.82%
1011284000	532	DATA COMMUNICATIONS	11,000	0.00	0.00	11,000.00	4,248.75	6,751.25	0.00	0.00%
1011284000	610	SUPPLIES	1,000	0.00	0.00	1,000.00	585.62	0.00	414.38	41.44%
1011284000	650	SOFTWARE	10,450	0.00	0.00	10,450.00	10,111.21	300.00	38.79	0.37%

Litchfield School District FY2016 Year-To-Date Budget Status Report

Account Detail by Function

Budget Unit	Account	Account Title	Original Appropriation	Budget Amendments	Budget Transfers	Revised Budget	YTD Expended	Encumbered	Available Budget	Percent Available
1011284000	734	EQUIPMENT-ADDITIONAL	6,000	0.00	0.00	6,000.00	11,138.81	0.00	(5,138.81)	(85.65%)
1011284000	738	EQUIPMENT-REPLACEMENT	1	0.00	0.00	1.00	26,820.90	0.00	(26,819.90)	(2,681,990.00%)
Total GMS TECHNOLOGY SERVICES			\$36,216	\$0.00	\$0.00	\$36,216.00	\$56,730.12	\$9,030.79	(\$29,544.91)	(81.58%)
Total 11 - GRIFFIN MEMORIAL SCHOOL			\$36,216	\$0.00	\$0.00	\$36,216.00	\$56,730.12	\$9,030.79	(\$29,544.91)	(81.58%)
LMS TECHNOLOGY SERVICES										
1021284000	430	REPAIRS & MAINTENANCE	10,500	0.00	0.00	10,500.00	0.00	0.00	10,500.00	100.00%
1021284000	440	RENTAL/LEASE INSTR EQUIP	0	0.00	0.00	0.00	0.00	0.00	0.00	0.00%
1021284000	531	TELEPHONE	4,975	0.00	0.00	4,975.00	2,070.87	2,434.13	470.00	9.45%
1021284000	532	DATA COMMUNICATIONS	11,000	0.00	0.00	11,000.00	4,248.75	6,751.25	0.00	0.00%
1021284000	610	SUPPLIES	0	0.00	0.00	0.00	0.00	0.00	0.00	0.00%
1021284000	650	SOFTWARE	9,770	0.00	0.00	9,770.00	8,835.29	300.00	634.71	6.50%
1021284000	734	EQUIPMENT-ADDITIONAL	6,000	0.00	0.00	6,000.00	5,512.95	288.02	199.03	3.32%
1021284000	738	EQUIPMENT-REPLACEMENT	1	0.00	0.00	1.00	0.00	0.00	1.00	100.00%
Total LMS TECHNOLOGY SERVICES			\$42,246	\$0.00	\$0.00	\$42,246.00	\$20,667.86	\$9,773.40	\$11,804.74	27.94%
Total 21 - LITCHFIELD MIDDLE SCHOOL			\$42,246	\$0.00	\$0.00	\$42,246.00	\$20,667.86	\$9,773.40	\$11,804.74	27.94%
CHS TECHNOLOGY SERVICES										
1031284000	430	REPAIRS & MAINTENANCE	5,050	0.00	0.00	5,050.00	99.96	0.00	4,950.04	98.02%
1031284000	531	TELEPHONE	4,450	0.00	0.00	4,450.00	2,827.72	962.28	660.00	14.83%
1031284000	532	DATA COMMUNICATIONS	11,000	0.00	0.00	11,000.00	4,248.75	6,751.25	0.00	0.00%
1031284000	610	SUPPLIES	0	0.00	0.00	0.00	0.00	0.00	0.00	0.00%
1031284000	644	INFORMATION ACCESS FEES	0	0.00	0.00	0.00	0.00	0.00	0.00	0.00%
1031284000	650	SOFTWARE	10,150	0.00	0.00	10,150.00	9,722.88	306.75	120.37	1.19%
1031284000	734	EQUIPMENT-ADDITIONAL	6,000	0.00	0.00	6,000.00	4,259.98	0.00	1,740.02	29.00%
1031284000	738	EQUIPMENT-REPLACEMENT	32,500	0.00	0.00	32,500.00	26,559.36	0.00	5,940.64	18.28%
Total CHS TECHNOLOGY SERVICES			\$69,150	\$0.00	\$0.00	\$69,150.00	\$47,718.65	\$8,020.28	\$13,411.07	19.39%
Total 31 - CAMPBELL HIGH SCHOOL			\$69,150	\$0.00	\$0.00	\$69,150.00	\$47,718.65	\$8,020.28	\$13,411.07	19.39%
DISTRICT TECHNOLOGY SVCS										
1090284000	430	REPAIRS & MAINTENANCE	1,000	0.00	0.00	1,000.00	349.99	0.00	650.01	65.00%
1090284000	531	TELEPHONE	5,175	0.00	0.00	5,175.00	2,737.24	1,752.76	685.00	13.24%
1090284000	532	DATA COMMUNICATIONS	11,000	0.00	0.00	11,000.00	4,248.75	6,751.25	0.00	0.00%
1090284000	610	SUPPLIES	0	0.00	0.00	0.00	0.00	0.00	0.00	0.00%
1090284000	650	SOFTWARE	1,000	0.00	0.00	1,000.00	0.00	0.00	1,000.00	100.00%
1090284000	734	EQUIPMENT-ADDITIONAL	0	0.00	0.00	0.00	0.00	0.00	0.00	0.00%
1090284000	738	EQUIPMENT-REPLACEMENT	0	0.00	0.00	0.00	0.00	0.00	0.00	0.00%
Total DISTRICT TECHNOLOGY SVCS			\$18,175	\$0.00	\$0.00	\$18,175.00	\$7,335.98	\$8,504.01	\$2,335.01	12.85%
Total 90 - SAU #27			\$18,175	\$0.00	\$0.00	\$18,175.00	\$7,335.98	\$8,504.01	\$2,335.01	12.85%
Total 2840 - TECHNOLOGY SERVICES			\$480,831	\$0.00	\$1,224.00	\$482,054.59	\$346,686.39	\$182,478.12	(\$47,109.92)	(9.77%)
2900 - BENEFITS & FIXED CHARGES										
DW BENEFITS & FIXED CHGS										
1000290000	110	SALARIES	15,342	0.00	0.00	15,342.00	2,733.17	0.00	12,608.83	82.19%
1000290000	112	ADMINISTRATION SALARY	0	0.00	0.00	0.00	0.00	0.00	0.00	0.00%
1000290000	211	HEALTH INSURANCE	1	0.00	0.00	1.00	0.00	0.00	1.00	100.00%
1000290000	212	DENTAL INSURANCE	1	0.00	0.00	1.00	0.00	0.00	1.00	100.00%

Litchfield School District FY2016 Year-To-Date Budget Status Report

Account Detail by Function

Budget Unit	Account	Account Title	Original Appropriation	Budget Amendments	Budget Transfers	Revised Budget	YTD Expended	Encumbered	Available Budget	Percent Available
1000290000	213	LIFE INSURANCE	0	0.00	0.00	0.00	0.00	0.00	0.00	0.00%
1000290000	214	DISABILITY INSURANCE	0	0.00	0.00	0.00	0.00	0.00	0.00	0.00%
1000290000	220	SOCIAL SECURITY	0	0.00	0.00	0.00	0.00	0.00	0.00	0.00%
1000290000	231	NON-TEACHER RETIREMENT	0	0.00	0.00	0.00	0.00	0.00	0.00	0.00%
1000290000	232	TEACHER RETIREMENT	0	0.00	0.00	0.00	0.00	0.00	0.00	0.00%
1000290000	250	UNEMPLOYMENT	43,722	0.00	0.00	43,722.00	0.00	0.00	43,722.00	100.00%
1000290000	260	WORKERS COMPENSATION	0	0.00	0.00	0.00	0.00	0.00	0.00	0.00%
1000290000	272	CONF/WORKSHOP REIMBURSE	0	0.00	0.00	0.00	0.00	0.00	0.00	0.00%
1000290000	890	MISCELLANEOUS	0	0.00	0.00	0.00	0.00	0.00	0.00	0.00%
Total DW BENEFITS & FIXED CHGS			\$59,066	\$0.00	\$0.00	\$59,066.00	\$2,733.17	\$0.00	\$56,332.83	95.37%
Total 00 - DISTRICT-WIDE			\$59,066	\$0.00	\$0.00	\$59,066.00	\$2,733.17	\$0.00	\$56,332.83	95.37%
Total 2900 - BENEFITS & FIXED CHARGES			\$59,066	\$0.00	\$0.00	\$59,066.00	\$2,733.17	\$0.00	\$56,332.83	95.37%
4200 - SITE IMPROVEMENTS										
DW SITE DEVELOPMENT										
1000420000	450	SITE DEVELOPMENT	0	0.00	0.00	0.00	0.00	0.00	0.00	0.00%
Total DW SITE DEVELOPMENT			\$0	\$0.00	\$0.00	\$0.00	\$0.00	\$0.00	\$0.00	0.00%
Total 00 - DISTRICT-WIDE			\$0	\$0.00	\$0.00	\$0.00	\$0.00	\$0.00	\$0.00	0.00%
GMS SITE IMPROVEMENTS										
1011420000	330	PROFESSIONAL SERVICES	0	0.00	0.00	0.00	0.00	0.00	0.00	0.00%
1011420000	430	REPAIRS & MAINTENANCE	0	0.00	0.00	0.00	0.00	0.00	0.00	0.00%
1011420000	450	SITE DEVELOPMENT	0	0.00	0.00	0.00	0.00	0.00	0.00	0.00%
1011420000	700	PROPERTY	47,380	0.00	0.00	47,380.00	45,000.00	0.00	2,380.00	5.02%
1011420000	720	BUILDING IMPROVEMENT	29,504	0.00	0.00	29,504.00	29,504.00	0.00	0.00	0.00%
1011420000	734	EQUIPMENT-ADDITIONAL	0	0.00	0.00	0.00	0.00	0.00	0.00	0.00%
Total GMS SITE IMPROVEMENTS			\$76,884	\$0.00	\$0.00	\$76,884.00	\$74,504.00	\$0.00	\$2,380.00	3.10%
Total 11 - GRIFFIN MEMORIAL SCHOOL			\$76,884	\$0.00	\$0.00	\$76,884.00	\$74,504.00	\$0.00	\$2,380.00	3.10%
LMS SITE IMPROVEMENT										
1021420000	450	SITE DEVELOPMENT	0	0.00	0.00	0.00	0.00	0.00	0.00	0.00%
1021420000	720	BUILDING IMPROVEMENT	29,031	0.00	0.00	29,031.00	27,612.00	0.00	1,419.00	4.89%
Total LMS SITE IMPROVEMENT			\$29,031	\$0.00	\$0.00	\$29,031.00	\$27,612.00	\$0.00	\$1,419.00	4.89%
Total 21 - LITCHFIELD MIDDLE SCHOOL			\$29,031	\$0.00	\$0.00	\$29,031.00	\$27,612.00	\$0.00	\$1,419.00	4.89%
CHS SITE IMPROVEMENTS										
1031420000	430	REPAIRS & MAINTENANCE	0	0.00	0.00	0.00	0.00	0.00	0.00	0.00%
1031420000	450	SITE DEVELOPMENT	0	0.00	0.00	0.00	0.00	0.00	0.00	0.00%
1031420000	700	PROPERTY	0	0.00	0.00	0.00	0.00	0.00	0.00	0.00%
1031420000	720	BUILDING IMPROVEMENT	21,433	0.00	0.00	21,433.00	21,927.00	0.00	(494.00)	(2.30%)
Total CHS SITE IMPROVEMENTS			\$21,433	\$0.00	\$0.00	\$21,433.00	\$21,927.00	\$0.00	(\$494.00)	(2.30%)
Total 31 - CAMPBELL HIGH SCHOOL			\$21,433	\$0.00	\$0.00	\$21,433.00	\$21,927.00	\$0.00	(\$494.00)	(2.30%)
Total 4200 - SITE IMPROVEMENTS			\$127,348	\$0.00	\$0.00	\$127,348.00	\$124,043.00	\$0.00	\$3,305.00	2.60%

Litchfield School District FY2016 Year-To-Date Budget Status Report

Account Detail by Function

Budget Unit	Account	Account Title	Original Appropriation	Budget Amendments	Budget Transfers	Revised Budget	YTD Expended	Encumbered	Available Budget	Percent Available
4300 - ARCHITECT & ENG PLANS										
DW ARCHITECT & ENGR SVCS										
1000430000	330	PROFESSIONAL SERVICES	0	0.00	0.00	0.00	0.00	0.00	0.00	0.00%
Total DW ARCHITECT & ENGR SVCS			\$0	\$0.00	\$0.00	\$0.00	\$0.00	\$0.00	\$0.00	0.00%
Total 00 - DISTRICT-WIDE			\$0	\$0.00	\$0.00	\$0.00	\$0.00	\$0.00	\$0.00	0.00%
GMS ARCHITECT SERVICES										
1011430000	330	PROFESSIONAL SERVICES	0	0.00	0.00	0.00	0.00	0.00	0.00	0.00%
Total GMS ARCHITECT SERVICES			\$0	\$0.00	\$0.00	\$0.00	\$0.00	\$0.00	\$0.00	0.00%
Total 11 - GRIFFIN MEMORIAL SCHOOL			\$0	\$0.00	\$0.00	\$0.00	\$0.00	\$0.00	\$0.00	0.00%
CHS ARCHITECT/ENGR SERV.										
1031430000	330	PROFESSIONAL SERVICES	0	0.00	0.00	0.00	0.00	0.00	0.00	0.00%
Total CHS ARCHITECT/ENGR SERV.			\$0	\$0.00	\$0.00	\$0.00	\$0.00	\$0.00	\$0.00	0.00%
Total 31 - CAMPBELL HIGH SCHOOL			\$0	\$0.00	\$0.00	\$0.00	\$0.00	\$0.00	\$0.00	0.00%
Total 4300 - ARCHITECT & ENG PLANS			\$0	\$0.00	\$0.00	\$0.00	\$0.00	\$0.00	\$0.00	0.00%
4600 - BUILDING IMPROVEMENT										
GMS BUILDING IMPROVEMENT										
1011460000	330	PROFESSIONAL SERVICES	0	0.00	0.00	0.00	0.00	0.00	0.00	0.00%
1011460000	430	REPAIRS & MAINTENANCE	0	0.00	0.00	0.00	0.00	0.00	0.00	0.00%
1011460000	433	CONTRACTOR REPAIR & MAINT	0	0.00	0.00	0.00	0.00	0.00	0.00	0.00%
1011460000	434	AIR QUALITY	0	0.00	0.00	0.00	0.00	0.00	0.00	0.00%
1011460000	441	LEASE PAYMENT - MODULAR	0	0.00	0.00	0.00	0.00	0.00	0.00	0.00%
1011460000	450	SITE DEVELOPMENT	0	0.00	0.00	0.00	0.00	0.00	0.00	0.00%
1011460000	720	BUILDING IMPROVEMENT	0	0.00	0.00	0.00	0.00	0.00	0.00	0.00%
1011460000	734	EQUIPMENT-ADDITIONAL	0	0.00	0.00	0.00	0.00	0.00	0.00	0.00%
1011460000	738	EQUIPMENT-REPLACEMENT	0	0.00	0.00	0.00	0.00	0.00	0.00	0.00%
Total GMS BUILDING IMPROVEMENT			\$0	\$0.00	\$0.00	\$0.00	\$0.00	\$0.00	\$0.00	0.00%
Total 11 - GRIFFIN MEMORIAL SCHOOL			\$0	\$0.00	\$0.00	\$0.00	\$0.00	\$0.00	\$0.00	0.00%
LMS BUILDING IMPROVEMENT										
1021460000	430	REPAIRS & MAINTENANCE	0	0.00	0.00	0.00	0.00	0.00	0.00	0.00%
1021460000	441	LEASE PAYMENT - MODULAR	36,252	0.00	0.00	36,252.00	36,252.00	0.00	0.00	0.00%
1021460000	734	EQUIPMENT-ADDITIONAL	0	0.00	0.00	0.00	0.00	0.00	0.00	0.00%
Total LMS BUILDING IMPROVEMENT			\$36,252	\$0.00	\$0.00	\$36,252.00	\$36,252.00	\$0.00	\$0.00	0.00%
Total 21 - LITCHFIELD MIDDLE SCHOOL			\$36,252	\$0.00	\$0.00	\$36,252.00	\$36,252.00	\$0.00	\$0.00	0.00%
CHS BUILDING IMPROVEMENT										
1031460000	430	REPAIRS & MAINTENANCE	0	0.00	0.00	0.00	0.00	0.00	0.00	0.00%
1031460000	450	SITE DEVELOPMENT	0	0.00	0.00	0.00	0.00	0.00	0.00	0.00%
1031460000	720	BUILDING IMPROVEMENT	0	0.00	0.00	0.00	0.00	0.00	0.00	0.00%
1031460000	734	EQUIPMENT-ADDITIONAL	0	0.00	0.00	0.00	0.00	0.00	0.00	0.00%
1031460000	738	EQUIPMENT-REPLACEMENT	0	0.00	0.00	0.00	0.00	0.00	0.00	0.00%
Total CHS BUILDING IMPROVEMENT			\$0	\$0.00	\$0.00	\$0.00	\$0.00	\$0.00	\$0.00	0.00%
Total 31 - CAMPBELL HIGH SCHOOL			\$0	\$0.00	\$0.00	\$0.00	\$0.00	\$0.00	\$0.00	0.00%

Litchfield School District FY2016 Year-To-Date Budget Status Report

Account Detail by Function

Budget Unit	Account	Account Title	Original Appropriation	Budget Amendments	Budget Transfers	Revised Budget	YTD Expended	Encumbered	Available Budget	Percent Available
SAU BUILDING IMPROVEMENT										
1090460000	450	SITE DEVELOPMENT	0	0.00	0.00	0.00	0.00	0.00	0.00	0.00%
Total SAU BUILDING IMPROVEMENT			\$0	\$0.00	\$0.00	\$0.00	\$0.00	\$0.00	\$0.00	0.00%
Total 90 - SAU #27			\$0	\$0.00	\$0.00	\$0.00	\$0.00	\$0.00	\$0.00	0.00%
Total 4600 - BUILDING IMPROVEMENT			\$36,252	\$0.00	\$0.00	\$36,252.00	\$36,252.00	\$0.00	\$0.00	0.00%
5100 - DEBT SERVICES										
DW DEBT SERVICES										
1000510000	333	BOND REGISTRATION	0	0.00	0.00	0.00	0.00	0.00	0.00	0.00%
1000510000	830	INTEREST EXPENSE	0	0.00	0.00	0.00	0.00	0.00	0.00	0.00%
1000510000	910	PRINCIPAL REDEMPTION	0	0.00	0.00	0.00	0.00	0.00	0.00	0.00%
Total DW DEBT SERVICES			\$0	\$0.00	\$0.00	\$0.00	\$0.00	\$0.00	\$0.00	0.00%
Total 00 - DISTRICT-WIDE			\$0	\$0.00	\$0.00	\$0.00	\$0.00	\$0.00	\$0.00	0.00%
Total 5100 - DEBT SERVICES			\$0	\$0.00	\$0.00	\$0.00	\$0.00	\$0.00	\$0.00	0.00%
5220 - SPEC REV FUND TRANSFERS										
FUND 22 XFR HOLDING ACCT										
1000522000	110	SALARIES	0	0.00	0.00	0.00	0.00	0.00	0.00	0.00%
1000522000	113	TUTOR SALARIES	0	0.00	0.00	0.00	0.00	0.00	0.00	0.00%
1000522000	114	PARA/MONITOR SALARIES	0	0.00	0.00	0.00	0.00	0.00	0.00	0.00%
1000522000	211	HEALTH INSURANCE	0	0.00	0.00	0.00	(3,331.74)	0.00	3,331.74	0.00%
1000522000	212	DENTAL INSURANCE	0	0.00	0.00	0.00	0.00	0.00	0.00	0.00%
1000522000	213	LIFE INSURANCE	0	0.00	0.00	0.00	0.00	0.00	0.00	0.00%
1000522000	214	DISABILITY INSURANCE	0	0.00	0.00	0.00	0.00	0.00	0.00	0.00%
1000522000	220	SOCIAL SECURITY	0	0.00	0.00	0.00	0.00	0.00	0.00	0.00%
1000522000	231	NON-TEACHER RETIREMENT	0	0.00	0.00	0.00	0.00	0.00	0.00	0.00%
1000522000	232	TEACHER RETIREMENT	0	0.00	0.00	0.00	0.00	0.00	0.00	0.00%
1000522000	250	UNEMPLOYMENT	0	0.00	0.00	0.00	0.00	0.00	0.00	0.00%
1000522000	260	WORKERS COMPENSATION	0	0.00	0.00	0.00	0.00	0.00	0.00	0.00%
Total FUND 22 XFR HOLDING ACCT			\$0	\$0.00	\$0.00	\$0.00	(\$3,331.74)	\$0.00	\$3,331.74	0.00%
Total 00 - DISTRICT-WIDE			\$0	\$0.00	\$0.00	\$0.00	(\$3,331.74)	\$0.00	\$3,331.74	0.00%
Total 5220 - SPEC REV FUND TRANSFERS			\$0	\$0.00	\$0.00	\$0.00	(\$3,331.74)	\$0.00	\$3,331.74	0.00%
5252 - CAPITAL RES FUND TRANSFER										
CAPITAL RES FUND TRANSFER										
1000525200	920	CAPITAL RESERVE EXPENSE	0	0.00	0.00	0.00	0.00	0.00	0.00	0.00%
Total CAPITAL RES FUND TRANSFER			\$0	\$0.00	\$0.00	\$0.00	\$0.00	\$0.00	\$0.00	0.00%
Total 00 - DISTRICT-WIDE			\$0	\$0.00	\$0.00	\$0.00	\$0.00	\$0.00	\$0.00	0.00%

Litchfield School District FY2016 Year-To-Date Budget Status Report

Account Detail by Function

Budget Unit	Account	Account Title	Original Appropriation	Budget Amendments	Budget Transfers	Revised Budget	YTD Expended	Encumbered	Available Budget	Percent Available
CAPITAL RESERVE FUND XFR										
1021525200	430	REPAIRS & MAINTENANCE	0	0.00	0.00	0.00	0.00	0.00	0.00	0.00%
Total CAPITAL RESERVE FUND XFR			\$0	\$0.00	\$0.00	\$0.00	\$0.00	\$0.00	\$0.00	0.00%
Total 21 - LITCHFIELD MIDDLE SCHOOL			\$0	\$0.00	\$0.00	\$0.00	\$0.00	\$0.00	\$0.00	0.00%
Total 5252 - CAPITAL RES FUND TRANSFER			\$0	\$0.00	\$0.00	\$0.00	\$0.00	\$0.00	\$0.00	0.00%
Total 10 - GENERAL FUND			\$20,099,168	\$0.00	\$0.00	\$20,099,167.80	\$7,270,786.15	\$11,121,482.34	\$1,706,899.31	8.49%
Summary			\$20,099,168	\$0.00	\$0.00	\$20,099,167.80	\$7,270,786.15	\$11,121,482.34	\$1,706,899.31	8.49%

Litchfield School District FY2015 Year-To-Date Budget Status Report

Function Account Totals

Function - Function Title	Original Appropriation	Budget Amendments	Budget Transfers	Revised Budget	YTD Expended	Encumbered	Available Budget	Percent Available
10 - GENERAL FUND								
1100 - REGULAR EDUCATION PRGMS	\$7,960,805	\$0.00	(\$28,028.01)	\$7,932,776.96	\$2,538,389.00	\$5,035,904.74	\$358,483.22	4.52%
1201 - SPECIAL EDUCATION PRGMS	\$3,114,632	\$0.00	(\$28,805.10)	\$3,085,827.14	\$952,266.92	\$1,672,599.55	\$460,960.67	14.94%
1260 - BILINGUAL PROGRAMS	\$38,531	\$0.00	\$0.00	\$38,530.62	\$12,052.71	\$25,262.39	\$1,215.52	3.15%
1301 - VOCATIONAL EDUCATION PRGM	\$25,385	\$0.00	\$0.00	\$25,385.00	\$0.00	\$23,008.88	\$2,376.12	9.36%
1410 - CO-CURRICULAR ACTIVITIES	\$126,752	\$0.00	\$0.00	\$126,752.35	\$64,589.67	\$54,300.34	\$7,862.34	6.20%
1420 - ATHLETIC ACTIVITIES	\$355,854	\$0.00	\$0.00	\$355,853.61	\$176,351.88	\$103,501.66	\$76,000.07	21.36%
1490 - STUDENT ACTIVITIES	\$1,100	\$0.00	\$0.00	\$1,100.00	\$675.44	\$300.00	\$124.56	11.32%
1501 - SELF-FUNDED PROGRAMS	\$68,173	\$0.00	\$0.00	\$68,173.44	\$4,217.20	\$479.87	\$63,476.37	93.11%
1601 - ADULT EDUCATION	\$7	\$0.00	\$0.00	\$7.42	\$0.00	\$387.54	(\$380.12)	(5,122.91%)
2120 - GUIDANCE SERVICES	\$673,536	\$0.00	(\$500.00)	\$673,036.02	\$238,872.97	\$426,548.10	\$7,614.95	1.13%
2134 - NURSE SERVICES	\$263,704	\$0.00	\$0.00	\$263,704.35	\$83,122.92	\$174,164.67	\$6,416.76	2.43%
2140 - PSYCHOLOGICAL SERVICES	\$209,199	\$0.00	\$0.00	\$209,199.38	\$90,223.43	\$185,245.40	(\$66,269.45)	(31.68%)
2150 - SPEECH SERVICES	\$340,221	\$0.00	\$0.00	\$340,221.43	\$108,414.94	\$219,074.42	\$12,732.07	3.74%
2160 - OT/PT SERVICES	\$108,280	\$0.00	\$0.00	\$108,279.76	\$32,604.30	\$70,401.28	\$5,274.18	4.87%
2190 - OTHER PUPIL SERVICES	\$0	\$0.00	\$0.00	\$0.00	\$0.00	\$0.00	\$0.00	0.00%
2210 - IMPROVEMENT- INSTRUCTION	\$162,618	\$0.00	\$28,538.00	\$191,155.88	\$125,122.01	\$45,053.10	\$20,980.77	10.98%
2212 - INSTR/CURRIC DEVELOPMENT	\$300	\$0.00	\$0.00	\$300.00	\$0.00	\$0.00	\$300.00	100.00%
2213 - INSTRUCTION STAFF TRAIN'G	\$107,647	\$0.00	\$0.00	\$107,647.04	\$38,267.67	\$15,689.47	\$53,689.90	49.88%
2222 - LIBRARY SERVICES	\$339,415	\$0.00	\$0.00	\$339,415.38	\$112,007.66	\$206,372.60	\$21,035.12	6.20%
2223 - AUDIOVISUAL SERVICES	\$5,587	\$0.00	\$0.00	\$5,586.70	\$1,008.67	\$0.00	\$4,578.03	81.95%
2225 - COMPUTER INSTRUCTION	\$153,827	\$0.00	\$5,776.00	\$159,602.97	\$77,411.88	\$49,862.64	\$32,328.45	20.26%
2311 - SCHOOL BOARD	\$41,973	\$0.00	\$750.00	\$42,723.47	\$28,758.80	\$20,946.28	(\$6,981.61)	(16.34%)
2312 - DISTRICT CLERK	\$0	\$0.00	\$0.00	\$0.00	\$0.00	\$0.00	\$0.00	0.00%
2313 - DISTRICT TREASURER	\$4,519	\$0.00	\$0.00	\$4,519.03	\$1,946.92	\$1,941.46	\$630.65	13.96%
2314 - ELECTION SERVICES	\$3,131	\$0.00	\$0.00	\$3,130.59	\$0.00	\$301.37	\$2,829.22	90.37%
2317 - AUDIT	\$18,285	\$0.00	\$0.00	\$18,285.00	\$12,838.50	\$0.00	\$5,446.50	29.79%
2318 - LEGAL SERVICES	\$33,039	\$0.00	\$0.00	\$33,039.00	\$9,800.59	\$30,199.41	(\$6,961.00)	(21.07%)
2320 - DISTRICT ADMINISTRATION	\$293,697	\$0.00	(\$750.00)	\$292,946.92	\$100,089.78	\$115,117.88	\$77,739.26	26.54%
2332 - SPECIAL SERVICES ADMIN	\$205,959	\$0.00	(\$250.00)	\$205,709.01	\$90,623.78	\$114,724.26	\$360.97	0.18%
2410 - SCHOOL ADMINISTRATION	\$1,198,728	\$0.00	\$759.11	\$1,199,486.92	\$530,869.32	\$660,715.73	\$7,901.87	0.66%
2490 - OTHER SUPPORT SERVICES	\$11,759	\$0.00	\$0.00	\$11,759.00	\$1,353.96	\$0.00	\$10,405.04	88.49%
2510 - BUSINESS/FINANCE OFFICE	\$319,340	\$0.00	\$0.00	\$319,339.82	\$148,895.49	\$165,791.15	\$4,653.18	1.46%
2610 - CUSTODIAL SERVICES	\$844,903	\$0.00	\$807.32	\$845,710.25	\$333,208.45	\$416,585.46	\$95,916.34	11.34%

Litchfield School District FY2015 Year-To-Date Budget Status Report

Function Account Totals

Function - Function Title	Original Appropriation	Budget Amendments	Budget Transfers	Revised Budget	YTD Expended	Encumbered	Available Budget	Percent Available
2620 - BUILDING SERVICES	\$898,029	\$0.00	(\$7,000.00)	\$891,029.31	\$392,211.66	\$330,457.63	\$168,360.02	18.90%
2630 - GROUNDS SERVICES	\$274,751	\$0.00	(\$807.32)	\$273,943.86	\$136,764.50	\$68,580.39	\$68,598.97	25.04%
2640 - NON-INSTRUCTIONAL EQUIP	\$158,058	\$0.00	\$0.00	\$158,058.00	\$12,080.45	\$2,279.65	\$143,697.90	90.91%
2660 - EMERGENCY MANAGEMENT	\$6,345	\$0.00	\$0.00	\$6,344.74	\$161.06	\$0.00	\$6,183.68	97.46%
2721 - TRANSPORTATION (REGULAR)	\$468,578	\$0.00	\$0.00	\$468,578.00	\$136,413.66	\$332,164.34	\$0.00	0.00%
2722 - TRANSPORTATION(SPECIAL)	\$350,403	\$0.00	\$28,286.00	\$378,689.00	\$95,673.96	\$262,618.04	\$20,397.00	5.39%
2723 - TRANSPORTATION (VOC ED)	\$22,932	\$0.00	\$0.00	\$22,932.00	\$4,246.66	\$38,219.94	(\$19,534.60)	(85.18%)
2724 - TRANSPORTATION (ATHLETIC)	\$70,539	\$0.00	\$0.00	\$70,539.00	\$26,319.42	\$19,863.75	\$24,355.83	34.53%
2725 - TRANSPORTATION (FT/COCUR)	\$15,897	\$0.00	\$0.00	\$15,897.00	\$3,429.98	\$0.00	\$12,467.02	78.42%
2830 - HR STAFF SERVICES	\$99,232	\$0.00	\$0.00	\$99,231.84	\$43,117.12	\$50,340.83	\$5,773.89	5.82%
2840 - TECHNOLOGY SERVICES	\$480,831	\$0.00	\$1,224.00	\$482,054.59	\$346,686.39	\$182,478.12	(\$47,109.92)	(9.77%)
2900 - BENEFITS & FIXED CHARGES	\$59,066	\$0.00	\$0.00	\$59,066.00	\$2,733.17	\$0.00	\$56,332.83	95.37%
4200 - SITE IMPROVEMENTS	\$127,348	\$0.00	\$0.00	\$127,348.00	\$124,043.00	\$0.00	\$3,305.00	2.60%
4300 - ARCHITECT & ENG PLANS	\$0	\$0.00	\$0.00	\$0.00	\$0.00	\$0.00	\$0.00	0.00%
4600 - BUILDING IMPROVEMENT	\$36,252	\$0.00	\$0.00	\$36,252.00	\$36,252.00	\$0.00	\$0.00	0.00%
5100 - DEBT SERVICES	\$0	\$0.00	\$0.00	\$0.00	\$0.00	\$0.00	\$0.00	0.00%
5220 - SPEC REV FUND TRANSFERS	\$0	\$0.00	\$0.00	\$0.00	(\$3,331.74)	\$0.00	\$3,331.74	0.00%
5252 - CAPITAL RES FUND TRANSFER	\$0	\$0.00	\$0.00	\$0.00	\$0.00	\$0.00	\$0.00	0.00%
Total 10 - GENERAL FUND	\$20,099,168	\$0.00	\$0.00	\$20,099,167.80	\$7,270,786.15	\$11,121,482.34	\$1,706,899.31	8.49%

Litchfield School District FY2015 Year-To-Date Budget Status Report

Object Account Totals

Account	Account Title	Original Appropriation	Budget Amendments	Budget Transfers	Revised Budget	YTD Expended	Encumbered	Available Budget	Percent Available
10 - GENERAL FUND									
110	SALARIES	8,844,548	0.00	125.00	8,844,673.40	3,025,557.85	5,618,724.47	200,391.08	2.27%
112	ADMINISTRATION SALARY	615,036	0.00	0.00	615,036.00	276,236.85	351,457.96	(12,658.81)	(2.06%)
113	TUTOR SALARIES	138,421	0.00	250.00	138,670.92	36,719.99	66,793.69	35,157.24	25.35%
114	PARA/MONITOR SALARIES	1,052,450	0.00	0.00	1,052,449.65	324,486.86	676,617.18	51,345.61	4.88%
117	CLERICAL SALARIES	0	0.00	0.00	0.00	0.00	0.00	0.00	0.00%
118	SELF-FUNDED PRGM SALARIES	32,124	0.00	0.00	32,124.16	2,109.91	360.00	29,654.25	92.31%
119	SPED SUMMER PRGM SALARIES	49,950	0.00	0.00	49,950.16	39,264.55	0.00	10,685.61	21.39%
120	SUBSTITUTE SALARIES	142,886	0.00	0.00	142,886.10	40,027.12	0.00	102,858.98	71.99%
121	LONG TERM SUB SALARIES	55,012	0.00	0.00	55,012.04	8,013.38	8,296.20	38,702.46	70.35%
122	GAME OFFICIAL SALARY	0	0.00	0.00	0.00	0.00	0.00	0.00	0.00%
130	OVERTIME	17,603	0.00	1,498.61	19,101.61	8,824.33	0.00	10,277.28	53.80%
	TOTAL SALARIES	10,948,030.43	0.00	1,873.61	10,949,904.04	3,761,240.84	6,722,249.50	466,413.70	4.26%
211	HEALTH INSURANCE	2,043,688	0.00	0.00	2,043,688.20	654,931.64	1,336,919.15	51,837.41	2.54%
212	DENTAL INSURANCE	148,115	0.00	0.00	148,115.32	47,383.65	97,556.12	3,175.55	2.14%
213	LIFE INSURANCE	17,554	0.00	0.00	17,553.96	5,576.89	10,336.99	1,640.08	9.34%
214	DISABILITY INSURANCE	26,861	0.00	0.00	26,860.55	9,129.56	17,302.71	428.28	1.59%
220	SOCIAL SECURITY	843,456	0.00	28.70	843,485.17	275,574.17	493,690.46	74,220.54	8.80%
231	NON-TEACHER RETIREMENT	166,950	0.00	0.00	166,950.30	62,209.27	83,213.61	21,527.42	12.89%
232	TEACHER RETIREMENT	1,146,660	0.00	0.00	1,146,660.23	385,879.99	744,861.61	15,918.63	1.39%
250	UNEMPLOYMENT	43,722	0.00	0.00	43,722.00	0.00	0.00	43,722.00	100.00%
260	WORKERS COMPENSATION	47,105	0.00	0.76	47,105.93	16,610.40	0.00	30,495.53	64.74%
270	COURSE REIMB./NON-UNION	13,000	0.00	0.00	13,000.00	6,795.00	0.00	6,205.00	47.73%
271	COURSE REIMB./UNION	44,640	0.00	0.00	44,640.00	10,179.99	7,944.34	26,515.67	59.40%
272	CONF/WORKSHOP REIMBURSE	75,571	0.00	0.00	75,571.00	20,313.59	20,765.01	34,492.40	45.64%
280	NEW HIRE EXPENSES	1,750	0.00	(500.00)	1,250.00	0.00	0.00	1,250.00	100.00%
	TOTAL EMPLOYEE BENEFITS	4,619,073.20	0.00	(470.54)	4,618,602.66	1,494,584.15	2,812,590.00	311,428.51	6.74%
320	IN-DIST PROF DEVELOPMENT	28,320	0.00	(134.57)	28,185.43	11,255.03	175.00	16,755.40	59.45%
321	CONTRACTED SERVICES	9,900	0.00	2,000.00	11,900.00	7,537.50	0.00	4,362.50	36.66%
325	TESTING PROTOCOLS	8,790	0.00	0.00	8,790.00	4,295.76	88.15	4,406.09	50.13%
330	PROFESSIONAL SERVICES	289,396	0.00	(750.00)	288,646.40	78,214.91	165,935.24	44,496.25	15.42%
331	AUDIT SERVICES	18,285	0.00	0.00	18,285.00	12,838.50	0.00	5,446.50	29.79%
332	TUTOR SERVICES	7,500	0.00	0.00	7,500.00	4,540.00	2,959.00	1.00	0.01%
333	BOND REGISTRATION	0	0.00	0.00	0.00	0.00	0.00	0.00	0.00%
335	LEGAL SERVICES	5,000	0.00	0.00	5,000.00	52.00	448.00	4,500.00	90.00%
339	ATHLETIC TRAINER SERVICES	25,500	0.00	0.00	25,500.00	13,000.00	0.00	12,500.00	49.02%
391	GAME OFFICIALS	39,991	0.00	0.00	39,991.00	24,780.00	0.00	15,211.00	38.04%
411	UTILITIES-WATER	36,800	0.00	0.00	36,800.00	13,125.78	22,774.22	900.00	2.45%

Litchfield School District FY2015 Year-To-Date Budget Status Report

Object Account Totals

Account	Account Title	Original Appropriation	Budget Amendments	Budget Transfers	Revised Budget	YTD Expended	Encumbered	Available Budget	Percent Available
412	UTILITIES-SEWER	11,400	0.00	0.00	11,400.00	0.00	0.00	11,400.00	100.00%
421	UTILITIES-DISPOSAL	22,720	0.00	0.00	22,720.00	10,997.33	9,380.87	2,341.80	10.31%
422	SNOW PLOWING	42,003	0.00	0.00	42,003.00	19,334.00	24,666.00	(1,997.00)	(4.75%)
430	REPAIRS & MAINTENANCE	373,749	0.00	(297.45)	373,451.55	230,191.97	9,394.53	133,865.05	35.85%
431	PAINTING	7,700	0.00	0.00	7,700.00	2,000.00	0.00	5,700.00	74.03%
432	BOILER REPAIR & MAINT	9,500	0.00	526.95	10,026.95	1,026.95	4,499.00	4,501.00	44.89%
433	CONTRACTOR REPAIR & MAINT	100,300	0.00	0.00	100,300.00	8,823.25	2,279.65	89,197.10	88.93%
434	AIR QUALITY	15,600	0.00	0.00	15,600.00	0.00	0.00	15,600.00	100.00%
440	RENTAL/LEASE INSTR EQUIP	157,679	0.00	0.00	157,679.00	70,077.38	64,362.46	23,239.16	14.74%
441	LEASE PAYMENT - MODULAR	36,252	0.00	0.00	36,252.00	36,252.00	0.00	0.00	0.00%
442	EQUIP RENTAL	10,048	0.00	1,000.00	11,048.00	2,899.22	1,631.50	6,517.28	58.99%
446	SOFTWARE LEASE	74,243	0.00	1,224.00	75,466.96	69,753.47	28,870.80	(23,157.31)	(30.69%)
450	SITE DEVELOPMENT	6,500	0.00	0.00	6,500.00	1,000.00	0.00	5,500.00	84.62%
460	INSPECTIONS	12,225	0.00	0.00	12,225.00	150.00	350.00	11,725.00	95.91%
519	TRANSPORTATION	945,196	0.00	28,286.00	973,482.00	266,083.68	652,866.07	54,532.25	5.60%
521	INSURANCE PROP/LIABILITY	61,363	0.00	0.00	61,363.00	62,742.00	0.00	(1,379.00)	(2.25%)
531	TELEPHONE	19,487	0.00	0.00	19,487.00	9,981.90	7,118.10	2,387.00	12.25%
532	DATA COMMUNICATIONS	44,000	0.00	0.00	44,000.00	16,995.00	27,005.00	0.00	0.00%
534	POSTAGE/GENERAL EXPENSES	12,197	0.00	1,075.00	13,271.52	5,075.53	3,400.09	4,795.90	36.14%
536	AIR QUALITY	0	0.00	0.00	0.00	0.00	0.00	0.00	0.00%
540	ADVERTISING	4,450	0.00	0.00	4,450.00	1,316.65	0.00	3,133.35	70.41%
550	PRINTING & BINDING	7,578	0.00	(304.51)	7,273.49	4,172.20	0.00	3,101.29	42.64%
561	TUITION	35,435	0.00	0.00	35,435.00	5,381.42	23,008.88	7,044.70	19.88%
569	HANDICAPPED TUITION	508,303	0.00	(28,286.00)	480,017.00	203,355.57	209,625.41	67,036.02	13.97%
580	TRAVEL	45,843	0.00	(194.10)	45,649.25	6,642.63	3,550.47	35,456.15	77.67%
590	EXTENDED YEAR PROGRAM	160	0.00	0.00	160.00	100.00	0.00	60.00	37.50%
	TOTAL PURCHASED SERVICES	3,033,413.23	0.00	4,145.32	3,037,558.55	1,203,991.63	1,264,388.44	569,178.48	18.74%
610	SUPPLIES	438,207	0.00	(35,313.46)	402,893.90	181,307.96	12,710.43	208,875.51	51.84%
611	SUMMER SCHOOL SUPPLIES	0	0.00	0.00	0.00	0.00	0.00	0.00	0.00%
615	REPORT CARDS/RECORDS	2,585	0.00	0.00	2,585.00	990.61	0.00	1,594.39	61.68%
619	FIELD DAY	200	0.00	0.00	200.00	0.00	0.00	200.00	100.00%
622	UTILITIES-ELECTRIC	236,938	0.00	0.00	236,937.64	93,575.91	143,361.61	0.12	0.00%
623	UTIL-BOTTLED GAS	96,704	0.00	(7,000.00)	89,704.32	14,987.12	74,716.88	0.32	0.00%
624	FUEL OIL	86,000	0.00	0.00	86,000.00	18,423.40	67,576.60	0.00	0.00%
626	FUEL	3,500	0.00	0.00	3,500.00	0.00	0.00	3,500.00	100.00%
630	FOOD	1,020	0.00	0.00	1,020.00	100.00	0.00	920.00	90.20%
635	PUBLICATIONS	465	0.00	0.00	465.00	0.00	161.20	303.80	65.33%
640	TEXTBOOK REPLACEMENT	79,231	0.00	27,638.00	106,868.65	71,440.50	213.07	35,215.08	32.95%
641	TEXTBOOKS - NEW	12,972	0.00	(16.00)	12,956.00	6,641.90	0.00	6,314.10	48.73%

Litchfield School District FY2015 Year-To-Date Budget Status Report

Object Account Totals

Account	Account Title	Original Appropriation	Budget Amendments	Budget Transfers	Revised Budget	YTD Expended	Encumbered	Available Budget	Percent Available
643	PERIODICALS - PRINT	6,843	0.00	446.00	7,289.00	4,576.04	108.50	2,604.46	35.73%
644	INFORMATION ACCESS FEES	12,975	0.00	485.00	13,460.00	10,004.40	0.00	3,455.60	25.67%
649	TAPES/CD/DVD/AUDIO VISUAL	2,311	0.00	0.00	2,310.70	163.20	0.00	2,147.50	92.94%
650	SOFTWARE	108,839	0.00	0.00	108,839.00	66,579.64	7,906.74	34,352.62	31.56%
TOTAL SUPPLIES		1,088,789.67	0.00	(13,760.46)	1,075,029.21	468,790.68	306,755.03	299,483.50	27.86%
700	PROPERTY	47,380	0.00	0.00	47,380.00	45,000.00	0.00	2,380.00	5.02%
720	BUILDING IMPROVEMENT	79,968	0.00	0.00	79,968.00	79,043.00	0.00	925.00	1.16%
733	FURNITURE-ADDITIONAL	18,087	0.00	(86.16)	18,000.89	10,590.98	0.00	7,409.91	41.16%
734	EQUIPMENT-ADDITIONAL	77,754	0.00	5,111.00	82,864.95	82,470.58	309.52	84.85	0.10%
737	FURNITURE-REPLACEMENT	19,044	0.00	(346.84)	18,697.43	6,125.08	1,302.00	11,270.35	60.28%
738	EQUIPMENT-REPLACEMENT	96,094	0.00	2,524.07	98,618.07	72,701.47	3,456.12	22,460.48	22.78%
TOTAL PROPERTY		338,327.27	0.00	7,202.07	345,529.34	295,931.11	5,067.64	44,530.59	12.89%
810	DUES AND FEES	42,226	0.00	810.00	43,036.00	31,743.66	230.00	11,062.34	25.70%
820	DUES, SUBSCRIPTIONS	1,428	0.00	0.00	1,428.00	439.50	0.00	988.50	69.22%
830	INTEREST EXPENSE	0	0.00	0.00	0.00	0.00	0.00	0.00	0.00%
890	MISCELLANEOUS	27,880	0.00	200.00	28,080.00	14,064.58	10,201.73	3,813.69	13.58%
910	PRINCIPAL REDEMPTION	0	0.00	0.00	0.00	0.00	0.00	0.00	0.00%
920	CAPITAL RESERVE EXPENSE	0	0.00	0.00	0.00	0.00	0.00	0.00	0.00%
TOTAL OTHER		71,534.00	0.00	1,010.00	72,544.00	46,247.74	10,431.73	15,864.53	21.87%
Total 10 - GENERAL FUND		\$20,099,168	\$0.00	\$0.00	\$20,099,167.80	\$7,270,786.15	\$11,121,482.34	\$1,706,899.31	8.49%

Litchfield School District FY2015 Year-To-Date Budget Status Report
Location Totals Through Dec 15, 2015

Location - Location Title	Original Appropriation	Budget Amendments	Budget Transfers	Revised Budget	YTD Expended	Encumbered	Available Budget	Percent Available
10 - GENERAL FUND								
Total 00 - DISTRICT-WIDE	\$3,711,150	\$0.00	(\$385,536.33)	\$3,325,613.24	\$1,199,964.79	\$1,583,366.87	\$542,281.58	16.31%
Total 01 - SCHOOL BOARD	\$100,947	\$0.00	\$750.00	\$101,697.09	\$53,344.81	\$53,388.52	(\$5,036.24)	(4.95%)
Total 11 - GRIFFIN MEMORIAL SCHOOL	\$4,775,772	\$0.00	(\$26,157.82)	\$4,749,613.88	\$1,730,097.79	\$2,777,583.09	\$241,933.00	5.09%
Total 21 - LITCHFIELD MIDDLE SCHOOL	\$4,914,188	\$0.00	\$92,126.00	\$5,006,314.46	\$1,797,562.91	\$2,905,245.65	\$303,505.90	6.06%
Total 31 - CAMPBELL HIGH SCHOOL	\$5,883,686	\$0.00	\$319,568.15	\$6,203,254.56	\$2,195,368.03	\$3,462,144.34	\$545,742.19	8.80%
Total 90 - SAU #27	\$713,425	\$0.00	(\$750.00)	\$712,674.57	\$294,447.82	\$339,753.87	\$78,472.88	11.01%
Total 10 - GENERAL FUND	\$20,099,168	\$0.00	\$0.00	\$20,099,167.80	\$7,270,786.15	\$11,121,482.34	\$1,706,899.31	8.49%

Litchfield School District FY2016 Year-To-Date Budget Status Report

Account Detail by Function

Budget Unit	Account	Account Title	Original Appropriation	Budget Amendments	Budget Transfers	Revised Budget	YTD Expended	Encumbered	Available Budget	Percent Available
21 - FOOD SERVICE FUND										
0000 - GENERAL FUNCTION										
FOOD SERVICE OPERATIONS										
2100000000	631	USDA COMMODITIES FOOD	22,000	0.00	0.00	22,000.00	0.00	0.00	22,000.00	100.00%
Total FOOD SERVICE OPERATIONS			\$22,000	\$0.00	\$0.00	\$22,000.00	\$0.00	\$0.00	\$22,000.00	100.00%
Total 00 - DISTRICT-WIDE			\$22,000	\$0.00	\$0.00	\$22,000.00	\$0.00	\$0.00	\$22,000.00	100.00%
Total 0000 - GENERAL FUNCTION			\$22,000	\$0.00	\$0.00	\$22,000.00	\$0.00	\$0.00	\$22,000.00	100.00%
2510 - BUSINESS/FINANCE OFFICE										
FS DISTRICT FINANCE SVCS										
2100251000	110	SALARIES	8,250	0.00	0.00	8,250.00	2,375.33	3,884.56	1,990.11	24.12%
2100251000	220	SOCIAL SECURITY	631	0.00	0.00	631.13	182.64	295.42	153.07	24.25%
2100251000	250	UNEMPLOYMENT	0	0.00	0.00	0.00	0.00	0.00	0.00	0.00%
2100251000	260	WORKERS COMPENSATION	25	0.00	0.00	25.43	10.94	0.00	14.49	56.98%
2100251000	272	CONF/WORKSHOP REIMBURSE	100	0.00	0.00	100.00	0.00	0.00	100.00	100.00%
2100251000	580	TRAVEL	65	0.00	0.00	65.00	0.00	0.00	65.00	100.00%
2100251000	610	SUPPLIES	250	0.00	0.00	250.00	0.00	0.00	250.00	100.00%
2100251000	734	EQUIPMENT-ADDITIONAL	0	0.00	0.00	0.00	0.00	0.00	0.00	0.00%
2100251000	810	DUES AND FEES	0	0.00	0.00	0.00	0.00	0.00	0.00	0.00%
2100251000	890	MISCELLANEOUS	0	0.00	0.00	0.00	0.00	0.00	0.00	0.00%
Total FS DISTRICT FINANCE SVCS			\$9,322	\$0.00	\$0.00	\$9,321.56	\$2,568.91	\$4,179.98	\$2,572.67	27.60%
Total 00 - DISTRICT-WIDE			\$9,322	\$0.00	\$0.00	\$9,321.56	\$2,568.91	\$4,179.98	\$2,572.67	27.60%
Total 2510 - BUSINESS/FINANCE OFFICE			\$9,322	\$0.00	\$0.00	\$9,321.56	\$2,568.91	\$4,179.98	\$2,572.67	27.60%
3100 - FOOD SERVICE OPERATIONS										
DIST. FOOD SVC OPERATIONS										
2100310000	110	SALARIES	3,000	0.00	0.00	3,000.00	0.00	0.00	3,000.00	100.00%
2100310000	112	ADMINISTRATION SALARY	51,477	0.00	0.00	51,477.00	24,107.08	28,883.92	(1,514.00)	(2.94%)
2100310000	120	SUBSTITUTE SALARIES	4,000	0.00	0.00	4,000.00	115.94	0.00	3,884.06	97.10%
2100310000	130	OVERTIME	0	0.00	0.00	0.00	0.00	0.00	0.00	0.00%
2100310000	211	HEALTH INSURANCE	2,000	0.00	0.00	2,000.00	1,000.00	1,000.00	0.00	0.00%
2100310000	212	DENTAL INSURANCE	1,408	0.00	0.00	1,407.60	645.15	821.10	(58.65)	(4.17%)
2100310000	213	LIFE INSURANCE	237	0.00	0.00	236.64	100.43	127.82	8.39	3.55%
2100310000	214	DISABILITY INSURANCE	372	0.00	0.00	372.07	167.09	212.66	(7.68)	(2.06%)
2100310000	220	SOCIAL SECURITY	4,109	0.00	0.00	4,108.84	1,928.05	2,281.26	(100.47)	(2.45%)
2100310000	231	NON-TEACHER RETIREMENT	5,750	0.00	0.00	5,749.98	2,692.78	3,226.33	(169.13)	(2.94%)
2100310000	250	UNEMPLOYMENT	0	0.00	0.00	0.00	0.00	0.00	0.00	0.00%
2100310000	260	WORKERS COMPENSATION	165	0.00	0.00	164.87	79.01	0.00	85.86	52.08%
2100310000	272	CONF/WORKSHOP REIMBURSE	275	0.00	0.00	275.00	0.00	0.00	275.00	100.00%
2100310000	446	SOFTWARE LEASE	1,870	0.00	0.00	1,870.00	1,488.00	0.00	382.00	20.43%
2100310000	531	TELEPHONE	0	0.00	0.00	0.00	0.00	0.00	0.00	0.00%
2100310000	550	PRINTING & BINDING	0	0.00	0.00	0.00	0.00	0.00	0.00	0.00%

Litchfield School District FY2016 Year-To-Date Budget Status Report

Account Detail by Function

Budget Unit	Account	Account Title	Original Appropriation	Budget Amendments	Budget Transfers	Revised Budget	YTD Expended	Encumbered	Available Budget	Percent Available
2100310000	580	TRAVEL	200	0.00	0.00	200.00	123.83	0.00	76.17	38.08%
2100310000	610	SUPPLIES	150	0.00	0.00	150.00	87.33	0.00	62.67	41.78%
2100310000	734	EQUIPMENT-ADDITIONAL	0	0.00	0.00	0.00	0.00	0.00	0.00	0.00%
2100310000	738	EQUIPMENT-REPLACEMENT	0	0.00	0.00	0.00	0.00	0.00	0.00	0.00%
2100310000	810	DUES AND FEES	200	0.00	0.00	200.00	0.00	0.00	200.00	100.00%
2100310000	890	MISCELLANEOUS	0	0.00	0.00	0.00	0.00	0.00	0.00	0.00%
Total DIST. FOOD SVC OPERATIONS			\$75,212	\$0.00	\$0.00	\$75,212.00	\$32,534.69	\$36,553.09	\$6,124.22	8.14%
Total 00 - DISTRICT-WIDE			\$75,212	\$0.00	\$0.00	\$75,212.00	\$32,534.69	\$36,553.09	\$6,124.22	8.14%
GMS FOOD SVC OPERATIONS										
2111310000	110	SALARIES	37,451	0.00	0.00	37,450.91	11,371.43	22,270.14	3,809.34	10.17%
2111310000	120	SUBSTITUTE SALARIES	1	0.00	0.00	1.00	0.00	0.00	1.00	100.00%
2111310000	211	HEALTH INSURANCE	0	0.00	0.00	0.00	0.00	0.00	0.00	0.00%
2111310000	212	DENTAL INSURANCE	0	0.00	0.00	0.00	0.00	0.00	0.00	0.00%
2111310000	213	LIFE INSURANCE	0	0.00	0.00	0.00	0.00	0.00	0.00	0.00%
2111310000	220	SOCIAL SECURITY	2,865	0.00	0.00	2,865.00	869.94	1,703.70	291.36	10.17%
2111310000	231	NON-TEACHER RETIREMENT	0	0.00	0.00	0.00	232.22	0.00	(232.22)	0.00%
2111310000	250	UNEMPLOYMENT	0	0.00	0.00	0.00	0.00	0.00	0.00	0.00%
2111310000	260	WORKERS COMPENSATION	942	0.00	0.00	942.37	280.20	0.00	662.17	70.27%
2111310000	272	CONF/WORKSHOP REIMBURSE	250	0.00	110.00	360.00	360.00	0.00	0.00	0.00%
2111310000	430	REPAIRS & MAINTENANCE	5,000	0.00	0.00	5,000.00	113.00	0.00	4,887.00	97.74%
2111310000	580	TRAVEL	85	0.00	25.00	110.00	72.72	0.00	37.28	33.89%
2111310000	610	SUPPLIES	4,000	0.00	0.00	4,000.00	653.34	0.00	3,346.66	83.67%
2111310000	630	FOOD	54,000	0.00	0.00	54,000.00	13,337.65	3,136.00	37,526.35	69.49%
2111310000	733	FURNITURE-ADDITIONAL	0	0.00	0.00	0.00	0.00	0.00	0.00	0.00%
2111310000	734	EQUIPMENT-ADDITIONAL	0	0.00	0.00	0.00	0.00	0.00	0.00	0.00%
2111310000	737	FURNITURE-REPLACEMENT	0	0.00	0.00	0.00	0.00	0.00	0.00	0.00%
2111310000	738	EQUIPMENT-REPLACEMENT	1,500	0.00	(1,088.39)	411.61	132.00	0.00	279.61	67.93%
2111310000	810	DUES AND FEES	75	0.00	(15.00)	60.00	0.00	0.00	60.00	100.00%
2111310000	890	MISCELLANEOUS	600	0.00	0.00	600.00	65.67	0.00	534.33	89.06%
Total GMS FOOD SVC OPERATIONS			\$106,769	\$0.00	(\$968.39)	\$105,800.89	\$27,488.17	\$27,109.84	\$51,202.88	48.40%
Total 11 - GRIFFIN MEMORIAL SCHOOL			\$106,769	\$0.00	(\$968.39)	\$105,800.89	\$27,488.17	\$27,109.84	\$51,202.88	48.40%
LMS FOOD SVC OPERATIONS										
2121310000	110	SALARIES	41,277	0.00	0.00	41,276.55	14,077.06	27,995.84	(796.35)	(1.93%)
2121310000	120	SUBSTITUTE SALARIES	1	0.00	0.00	1.00	0.00	0.00	1.00	100.00%
2121310000	211	HEALTH INSURANCE	0	0.00	0.00	0.00	0.00	0.00	0.00	0.00%
2121310000	212	DENTAL INSURANCE	0	0.00	0.00	0.00	0.00	0.00	0.00	0.00%
2121310000	213	LIFE INSURANCE	0	0.00	0.00	0.00	0.00	0.00	0.00	0.00%
2121310000	220	SOCIAL SECURITY	3,158	0.00	0.00	3,157.65	1,076.93	2,114.75	(34.03)	(1.08%)
2121310000	231	NON-TEACHER RETIREMENT	0	0.00	0.00	0.00	0.00	0.00	0.00	0.00%
2121310000	250	UNEMPLOYMENT	0	0.00	0.00	0.00	0.00	0.00	0.00	0.00%
2121310000	260	WORKERS COMPENSATION	1,039	0.00	0.00	1,038.64	347.05	0.00	691.59	66.59%
2121310000	272	CONF/WORKSHOP REIMBURSE	400	0.00	(40.00)	360.00	360.00	0.00	0.00	0.00%

Litchfield School District FY2016 Year-To-Date Budget Status Report

Account Detail by Function

Budget Unit	Account	Account Title	Original Appropriation	Budget Amendments	Budget Transfers	Revised Budget	YTD Expended	Encumbered	Available Budget	Percent Available
2121310000	430	REPAIRS & MAINTENANCE	3,600	0.00	0.00	3,600.00	498.00	0.00	3,102.00	86.17%
2121310000	580	TRAVEL	50	0.00	(25.00)	25.00	16.10	0.00	8.90	35.60%
2121310000	610	SUPPLIES	5,000	0.00	0.00	5,000.00	1,433.55	0.00	3,566.45	71.33%
2121310000	630	FOOD	95,000	0.00	0.00	95,000.00	20,625.76	4,914.41	69,459.83	73.12%
2121310000	733	FURNITURE-ADDITIONAL	0	0.00	0.00	0.00	0.00	0.00	0.00	0.00%
2121310000	734	EQUIPMENT-ADDITIONAL	0	0.00	0.00	0.00	0.00	0.00	0.00	0.00%
2121310000	738	EQUIPMENT-REPLACEMENT	1,500	0.00	(200.00)	1,300.00	159.48	0.00	1,140.52	87.73%
2121310000	810	DUES AND FEES	120	0.00	0.00	120.00	0.00	0.00	120.00	100.00%
2121310000	890	MISCELLANEOUS	350	0.00	0.00	350.00	78.00	0.00	272.00	77.71%
Total LMS FOOD SVC OPERATIONS			\$151,494	\$0.00	(\$265.00)	\$151,228.84	\$38,671.93	\$35,025.00	\$77,531.91	51.27%
Total 21 - LITCHFIELD MIDDLE SCHOOL			\$151,494	\$0.00	(\$265.00)	\$151,228.84	\$38,671.93	\$35,025.00	\$77,531.91	51.27%
CHS FOOD SVC OPERATIONS										
2131310000	110	SALARIES	61,626	0.00	0.00	61,626.32	20,579.22	34,750.17	6,296.93	10.22%
2131310000	120	SUBSTITUTE SALARIES	1	0.00	0.00	1.00	0.00	0.00	1.00	100.00%
2131310000	130	OVERTIME	0	0.00	0.00	0.00	156.32	0.00	(156.32)	0.00%
2131310000	211	HEALTH INSURANCE	14,104	0.00	0.00	14,103.60	4,113.55	9,990.05	0.00	0.00%
2131310000	212	DENTAL INSURANCE	778	0.00	0.00	778.08	226.94	551.14	0.00	0.00%
2131310000	213	LIFE INSURANCE	92	0.00	0.00	92.40	24.50	59.50	8.40	9.09%
2131310000	214	DISABILITY INSURANCE	70	0.00	0.00	69.84	43.05	104.55	(77.76)	(111.34%)
2131310000	220	SOCIAL SECURITY	4,714	0.00	0.00	4,714.42	1,517.74	2,489.38	707.30	15.00%
2131310000	231	NON-TEACHER RETIREMENT	2,968	0.00	0.00	2,968.09	1,082.30	1,989.42	(103.63)	(3.49%)
2131310000	250	UNEMPLOYMENT	0	0.00	0.00	0.00	0.00	0.00	0.00	0.00%
2131310000	260	WORKERS COMPENSATION	1,551	0.00	0.00	1,550.70	500.03	0.00	1,050.67	67.75%
2131310000	272	CONF/WORKSHOP REIMBURSE	455	0.00	(55.00)	400.00	400.00	0.00	0.00	0.00%
2131310000	430	REPAIRS & MAINTENANCE	6,000	0.00	0.00	6,000.00	2,418.49	0.00	3,581.51	59.69%
2131310000	580	TRAVEL	75	0.00	0.00	75.00	34.28	0.00	40.72	54.29%
2131310000	610	SUPPLIES	8,000	0.00	0.00	8,000.00	2,273.71	0.00	5,726.29	71.58%
2131310000	630	FOOD	124,000	0.00	0.00	124,000.00	32,566.09	6,406.90	85,027.01	68.57%
2131310000	733	FURNITURE-ADDITIONAL	0	0.00	0.00	0.00	0.00	0.00	0.00	0.00%
2131310000	734	EQUIPMENT-ADDITIONAL	0	0.00	0.00	0.00	0.00	0.00	0.00	0.00%
2131310000	738	EQUIPMENT-REPLACEMENT	2,750	0.00	1,288.39	4,038.39	3,911.39	0.00	127.00	3.14%
2131310000	810	DUES AND FEES	150	0.00	0.00	150.00	0.00	0.00	150.00	100.00%
2131310000	890	MISCELLANEOUS	550	0.00	0.00	550.00	30.00	0.00	520.00	94.55%
Total CHS FOOD SVC OPERATIONS			\$227,884	\$0.00	\$1,233.39	\$229,117.84	\$69,877.61	\$56,341.11	\$102,899.12	44.91%
Total 31 - CAMPBELL HIGH SCHOOL			\$227,884	\$0.00	\$1,233.39	\$229,117.84	\$69,877.61	\$56,341.11	\$102,899.12	44.91%
Total 3100 - FOOD SERVICE OPERATIONS			\$561,360	\$0.00	\$0.00	\$561,359.57	\$168,572.40	\$155,029.04	\$237,758.13	42.35%
Total 21 - FOOD SERVICE FUND			\$592,681	\$0.00	\$0.00	\$592,681.13	\$171,141.31	\$159,209.02	\$262,330.80	44.26%
Summary			\$592,681	\$0.00	\$0.00	\$592,681.13	\$171,141.31	\$159,209.02	\$262,330.80	44.26%

Litchfield School District FY2016 Year-To-Date Budget Status Report

Revenue Account Detail by Fund Through Dec 15, 2015

Account Code	Account Title	Budgeted Revenues (MS-24)	Unanticipated Revenues & Forecast Reductions	Revenues Received To Date	Anticipated Revenues Remaining Year
Fund 10 (GENERAL FUND)					
Local Revenues					
R1121	CURRENT TAX APPROPRIATION	\$0.00		\$7,250,000.00	(\$7,250,000.00)
R1310	TUITION FROM INDIVIDUALS	\$0.00			\$0.00
R1320	TUITION FROM OTHER LEA'S	\$0.00			\$0.00
R1330	SELF-FUNDED PRGMS REVENUE	\$0.00		\$6,970.00	(\$6,970.00)
R1340	PRESCHOOL TUITION	\$0.00		\$13,810.00	(\$13,810.00)
R1341	SUMMER CAMP TUITION	\$0.00			\$0.00
R1342	ADULT EDUCATION TUITION	\$0.00		\$285.00	(\$285.00)
R1411	TRANSPORTATION	\$0.00			\$0.00
R1510	INTEREST INCOME	\$0.00		\$125.15	(\$125.15)
R1900	OTHER LOCAL REVENUE	\$0.00		\$31,615.43	(\$31,615.43)
R1910	RENTALS	\$0.00			\$0.00
R1920	IMPACT FEE REVENUE	\$0.00			\$0.00
Total Local Revenues		\$0.00		\$7,302,805.58	(\$7,302,805.58)
State Revenues					
R3210	SCHOOL BUILDING AID	\$0.00		\$83,143.41	(\$83,143.41)
R3220	KINDERGARTEN AID	\$0.00			\$0.00
R3230	CATASTROPHIC AID	\$0.00			\$0.00
R3242	VOC TECH TRANSPORTATION	\$0.00		\$3,860.16	(\$3,860.16)
R3290	STATE OTHER RESTR AID	\$0.00		\$3,000.00	(\$3,000.00)
R3800	STATE EDUCATION GRANT	\$0.00		\$2,258,817.00	(\$2,258,817.00)
R3801	STATE EDUC TAXES	\$0.00			\$0.00
Total State Revenues		\$0.00		\$2,348,820.57	(\$2,348,820.57)
Federal Revenues					
R4580	MEDICAID	\$0.00		\$29,214.51	(\$29,214.51)
R941	FEDERAL FUNDS REVENUE	\$0.00			\$0.00
Total Federal Revenues		\$0.00		\$29,214.51	(\$29,214.51)
Total Fund 10 (GENERAL FUND)		\$0.00		\$9,680,840.66	(\$9,680,840.66)

Litchfield School District FY2016 Year-To-Date Budget Status Report

Revenue Account Detail by Fund Through Dec 15, 2015

Account Code	Account Title	Budgeted Revenues (MS-24)	Unanticipated Revenues & Forecast Reductions	Revenues Received To Date	Anticipated Revenues Remaining Year
Fund 21 (FOOD SERVICE FUND)					
Local Revenues					
R1510	INTEREST INCOME	\$0.00		\$3.74	(\$3.74)
R1611	DAILY SALES - TYPE A	\$0.00		\$148,915.15	(\$148,915.15)
R1613	SALES:CATERING	\$0.00		\$1,702.23	(\$1,702.23)
R1614	SALES:VENDING AND REBATE	\$0.00		\$132.77	(\$132.77)
Total Local Revenues		\$0.00		\$150,753.89	(\$150,753.89)
State Revenues					
R3271	STATE SCHOOL LUNCH	\$0.00		\$32.43	(\$32.43)
R3650	USDA COMMODITIES	\$0.00			\$0.00
Total State Revenues		\$0.00		\$32.43	(\$32.43)
Federal Revenues					
R4461	FED SCHOOL LUNCH/REGULAR	\$0.00		\$8,631.35	(\$8,631.35)
R4462	FED SCHOOL LUNCH/REDUCED	\$0.00		\$2,779.14	(\$2,779.14)
R4463	FED SCHOOL LUNCH/FREE	\$0.00		\$15,005.22	(\$15,005.22)
R4464	FED SCHOOL MILK/FREE	\$0.00		\$235.63	(\$235.63)
R4465	FED SCHOOL BREAK/REGULAR	\$0.00		\$162.40	(\$162.40)
R4466	FED SCHOOL BREAK/REDUCED	\$0.00		\$148.24	(\$148.24)
R4467	FED SCHOOL BREAK/FREE	\$0.00		\$683.92	(\$683.92)
R4500	USDA COMMODITIES	\$0.00			\$0.00
Total Federal Revenues		\$0.00		\$27,645.90	(\$27,645.90)
Total Fund 21 (FOOD SERVICE FUND)		\$0.00		\$178,432.22	(\$178,432.22)
Fund 22 (GRANTS/FEDERAL FUNDS)					
Local Revenues					
R942	STATE/LOCAL GRANTS	\$0.00			\$0.00
Total Local Revenues		\$0.00			\$0.00
Federal Revenues					
R941	FEDERAL FUNDS REVENUE	\$0.00		\$56,631.54	(\$56,631.54)
Total Federal Revenues		\$0.00		\$56,631.54	(\$56,631.54)
Total Fund 22 (GRANTS/FEDERAL FUNDS)		\$0.00		\$56,631.54	(\$56,631.54)
Total Revenues		\$0.00		\$9,915,904.42	(\$9,915,904.42)

APPROVED BUDGET TRANSFERS

Trans No	Yr	Period	Fund	Key Orgn	Account	Project	Proj Acct	Trans Date	Trans Amt	Description
361209	16	1	10	1000120100	569			07/08/2015	-30020.00	TUITION COST TRANSFER
361210	16	1	10	1021120100	569			07/08/2015	2520.00	TUITION COST TRANSFER
361211	16	1	10	1031120100	569			07/08/2015	18500.00	TUITION COST TRANSFER
361212	16	1	10	1011120100	569			07/08/2015	3000.00	TUITION COST TRANSFER
361213	16	1	10	1021120100	569			07/08/2015	6000.00	TUITION COST TRANSFER
365411	16	1	10	1031262000	623			07/28/2015	-7000.00	1:1 PILOT
365412	16	1	10	1031222500	734			07/28/2015	7000.00	1:1 PILOT
365855	16	1	10	1011110011	610			07/30/2015	-10838.00	MATH RESOURCES
365856	16	1	10	1000221000	640			07/30/2015	10838.00	MATH RESOURCES
365857	16	1	10	1011110023	610			07/30/2015	-17700.00	MATH RESOURCES
365858	16	1	10	1000221000	640			07/30/2015	17700.00	MATH RESOURCES
367171	16	2	10	1000120100	569			08/14/2015	-42757.20	TUITION FOR HIGH SCHOOL
367172	16	2	10	1031120100	569			08/14/2015	42757.20	TUITION FOR HIGH SCHOOL
367687	16	2	10	1031142000	738			08/19/2015	-200.00	COACHES MEETING PIZZA
367688	16	2	10	1031142000	890			08/19/2015	200.00	COACHES MEETING PIZZA
368039	16	2	10	1031110011	644			08/24/2015	-7.00	BALANCE OF MATH BK COST
368040	16	2	10	1031110011	641			08/24/2015	7.00	BALANCE OF MATH BK COST
368041	16	2	10	1031110012	610			08/24/2015	-260.00	MUSIC STANDS RACK
368042	16	2	10	1031110012	734			08/24/2015	260.00	MUSIC STANDS RACK
368043	16	2	10	1031222200	640			08/24/2015	-400.00	LIBRARY NEWSPAPERS/SCHOLA
368044	16	2	10	1031222200	643			08/24/2015	400.00	LIBRARY NEWSPAPERS/SCHOLA
370862	16	3	22	2200000000	890			09/14/2015	-6450.99	FF 62519P
370863	16	3	22	2211120100	114			09/14/2015	5974.82	FF 62519P
370864	16	3	22	2211120100	220			09/14/2015	457.07	FF 62519P
370865	16	3	22	2211120100	250			09/14/2015	1.00	FF 62519P
370866	16	3	22	2211120100	260			09/14/2015	18.10	FF 62519P
370881	16	3	22	2200000000	890			09/14/2015	-1848.69	BUDGET 62516
370882	16	3	22	2231120100	232			09/14/2015	987.92	BUDGET 62516
370883	16	3	22	2200212000	232			09/14/2015	860.77	BUDGET 62516
370884	16	3	22	2200000000	890			09/14/2015	9.27	BUDGET 62516
370885	16	3	22	2231120100	260			09/14/2015	-3.46	BUDGET 62516
370886	16	3	22	2200212000	260			09/14/2015	-3.02	BUDGET 62516
370887	16	3	22	2200216000	260			09/14/2015	-1.21	BUDGET 62516
370888	16	3	22	2221120100	260			09/14/2015	-1.58	BUDGET 62516
370889	16	3	22	2200000000	890			09/14/2015	-4990.66	BUDGET 62516
370890	16	3	22	2231120111	114			09/14/2015	4037.00	BUDGET 62516
370891	16	3	22	2231120111	220			09/14/2015	308.83	BUDGET 62516
370892	16	3	22	2231120111	232			09/14/2015	632.60	BUDGET 62516
370893	16	3	22	2231120111	260			09/14/2015	12.23	BUDGET 62516
370867	16	3	22	2200000000	890			09/14/2015	-66479.03	FF 60079
370868	16	3	22	2200221000	110			09/14/2015	5000.00	FF 60079
370869	16	3	22	2200221000	220			09/14/2015	382.50	FF 60079
370870	16	3	22	2200221000	260			09/14/2015	15.42	FF 60079
370871	16	3	22	2211110011	113			09/14/2015	50291.89	FF 60079
370872	16	3	22	2211110011	220			09/14/2015	3847.36	FF 60079
370873	16	3	22	2211110011	260			09/14/2015	152.65	FF 60079
370874	16	3	22	2200110011	114			09/14/2015	2125.59	FF 60079
370875	16	3	22	2200110011	220			09/14/2015	162.61	FF 60079
370876	16	3	22	2200110011	260			09/14/2015	6.45	FF 60079
370877	16	3	22	2200110011	610			09/14/2015	1000.00	FF 60079
370878	16	3	22	2200110011	610			09/14/2015	500.00	FF 60079
370879	16	3	22	2200110011	114			09/14/2015	2781.75	FF 60079
370880	16	3	22	2200110011	220			09/14/2015	212.81	FF 60079
370896	16	3	10	1000120100	569			09/14/2015	-34529.00	HIGH SCHOOL TUITION
370897	16	3	10	1031120100	569			09/14/2015	34529.00	HIGH SCHOOL TUITION
370894	16	3	22	2231120111	114			09/14/2015	-4037.00	DURANT 114 TO 113
370895	16	3	22	2231120111	113			09/14/2015	4037.00	DURANT 114 TO 113

371258	16	3	10	1011262000	430			09/18/2015	-526.95	REPAIR OF GMS FURNACE
371259	16	3	10	1011262000	432			09/18/2015	526.95	REPAIR OF GMS FURNACE
371260	16	3	10	1021222200	640			09/18/2015	-500.00	NH STATE LIBRARY DATABASE
371261	16	3	10	1031222200	644			09/18/2015	500.00	NH STATE LIBRARY DATABASE
373288	16	3	22	2211120100	114			09/28/2015	-2767.87	REV#2 62516P
373289	16	3	22	2211120100	220			09/28/2015	-211.74	REV#2 62516P
373290	16	3	22	2211120100	260			09/28/2015	-8.21	REV#2 62516P
373291	16	3	22	2200000000	890			09/28/2015	2987.82	REV#2 62516P
373292	16	3	22	2200000000	890			09/28/2015	-500.00	REV#2 62516P
373293	16	3	22	2211120100	330			09/28/2015	500.00	REV#2 62516P
371766	16	3	10	1011241000	810			09/22/2015	45.00	TO COVER MEMB FEE INCREAS
371767	16	3	10	1011241000	610			09/22/2015	-45.00	TO COVER MEMB FEE INCREAS
373294	16	3	21	2111310000	810			09/28/2015	-15.00	SNA WORKSHOPS
373295	16	3	21	2121310000	272			09/28/2015	-40.00	SNA WORKSHOPS
373296	16	3	21	2131310000	272			09/28/2015	-55.00	SNA WORKSHOPS
373297	16	3	21	2111310000	272			09/28/2015	110.00	SNA WORKSHOPS
373298	16	3	10	1011110000	430			09/28/2015	11.50	TO COVER LAMIN RPR
373299	16	3	10	1011110000	610			09/28/2015	-11.50	TO COVER LAMIN RPR
373389	16	3	10	1031142000	734			09/30/2015	-1000.00	RENTAL NEEDS
373390	16	3	10	1031142000	442			09/30/2015	1000.00	RENTAL NEEDS
373628	16	3	10	1000120100	569			10/05/2015	-200.00	TUITION INCREASE HIGH SCH
373629	16	3	10	1031120100	569			10/05/2015	200.00	TUITION INCREASE HIGH SCH
373626	16	4	10	1090232000	330			10/05/2015	-750.00	ENROLLMENT PROJECTIONS
373627	16	4	10	1001231100	810			10/05/2015	750.00	ENROLLMENT PROJECTIONS
375077	16	4	10	1031110005	610			10/08/2015	-75.00	COMPUTER SPEAKERS
375078	16	4	10	1031110005	734			10/08/2015	75.00	COMPUTER SPEAKERS
375104	16	4	10	1031110000	610			10/13/2015	-2000.00	AD MENTOR
375105	16	4	10	1031110000	321			10/13/2015	2000.00	AD MENTOR
377030	16	4	10	1000120100	569			10/27/2015	-200.00	ADD'TL TUITION NORTHSTAR
377031	16	4	10	1031120100	569			10/27/2015	200.00	ADD'TL TUITION NORTHSTAR
375637	16	4	22	2200000000	890			10/19/2015	-1994.47	FF62516 REVISION 3
375638	16	4	22	2200120100	110			10/19/2015	700.00	FF62516 REVISION 3
375639	16	4	22	2200120100	220			10/19/2015	53.55	FF62516 REVISION 3
375640	16	4	22	2200120100	232			10/19/2015	109.69	FF62516 REVISION 3
375641	16	4	22	2200120100	260			10/19/2015	12.23	FF62516 REVISION 3
375642	16	4	22	2200221300	330			10/19/2015	1119.00	FF62516 REVISION 3
375130	16	4	10	1000263000	610			10/14/2015	-680.00	PLEEFIX MARKERS
375131	16	4	10	1000263000	738			10/14/2015	680.00	PLEEFIX MARKERS
377028	16	4	10	1031263000	610			10/27/2015	-807.32	REPLACEMENT WET VACUUM
377029	16	4	10	1031261000	738			10/27/2015	807.32	REPLACEMENT WET VACUUM
377032	16	4	10	1000120100	569			10/27/2015	-11700.00	TUITION FOR AHS
377033	16	4	10	1031120100	569			10/27/2015	11700.00	TUITION FOR AHS
377024	16	4	10	1011241000	610			10/27/2015	-269.89	MATH PROGRAM WORK GMS
377025	16	4	10	1011110000	113			10/27/2015	250.00	MATH PROGRAM WORK GMS
377026	16	4	10	1011110000	220			10/27/2015	19.13	MATH PROGRAM WORK GMS
377027	16	4	10	1011110000	260			10/27/2015	0.76	MATH PROGRAM WORK GMS
377020	16	4	10	1031110003	610			10/27/2015	-50.00	REPLACEMENT CHAIRS
377021	16	4	10	1031110003	737			10/27/2015	50.00	REPLACEMENT CHAIRS
377022	16	4	10	1090283000	280			10/27/2015	-500.00	TRN MONEY FOR ACA FORMS
377023	16	4	10	1090283000	610			10/27/2015	500.00	TRN MONEY FOR ACA FORMS
377148	16	4	10	1031110009	610			10/29/2015	-15.00	FACS PROFESSIONAL DUES
377149	16	4	10	1031110009	810			10/29/2015	15.00	FACS PROFESSIONAL DUES
377150	16	4	10	1031212000	610			10/29/2015	-15.00	NAVIANCE INCREASE
377151	16	4	10	1031212000	644			10/29/2015	15.00	NAVIANCE INCREASE
377126	16	4	21	2121310000	580			10/28/2015	-25.00	MILEAGE FOR SNA FALL CONF
377127	16	4	21	2111310000	580			10/28/2015	25.00	MILEAGE FOR SNA FALL CONF
380783	16	4	10	1000272200	519			11/18/2015	28286.00	ADD TRANSP FROM TUITION
380782	16	4	10	1000120100	569			11/18/2015	-28286.00	ADD TRANSP FROM TUITION
377170	16	4	10	1011110029	610			10/30/2015	-500.00	FOR SCIENCE KITS
377171	16	4	10	1011110013	610			10/30/2015	500.00	FOR SCIENCE KITS

377413	16	4	10	1011110029	610			10/30/2015	-200.00	LOGS FOR SCIENCE MODULES
377414	16	4	10	1011110013	610			10/30/2015	200.00	LOGS FOR SCIENCE MODULES
379245	16	5	21	2111310000	738			11/16/2015	-1088.39	NEW EQUIPMENT
379246	16	5	21	2131310000	738			11/16/2015	1088.39	NEW EQUIPMENT
380765	16	5	22	2200000000	890			11/18/2015	-34.75	REVISION 54872
380766	16	5	22	2200221300	110			11/18/2015	-385.05	REVISION 54872
380767	16	5	22	2200221300	580			11/18/2015	419.80	REVISION 54872
380832	16	5	10	1021110006	610			11/23/2015	-350.00	MEXICAN FOOD DAY
380833	16	5	10	1021110009	610			11/23/2015	350.00	MEXICAN FOOD DAY
380834	16	5	10	1021110013	610			11/23/2015	-218.00	MICROSCOPES REPAIR
380835	16	5	10	1021110000	430			11/23/2015	218.00	MICROSCOPES REPAIR
381047	16	5	10	1000120100	580			11/30/2015	-194.10	NYC TRIP
381048	16	5	10	1031120100	130			11/30/2015	194.10	NYC TRIP
381136	16	5	10	1021110000	737			12/01/2015	-483.00	REFRIGERATOR REPLACEMENT
381137	16	5	10	1021110009	738			12/01/2015	483.00	REFRIGERATOR REPLACEMENT
381134	16	5	10	1031110012	610			12/01/2015	-530.00	2 REPLACEMENT DRUMS
381135	16	5	10	1031110012	738			12/01/2015	530.00	2 REPLACEMENT DRUMS
384706	16	6	10	1011110000	733			12/02/2015	-318.16	TO COVER FURN REPLACEMENT
384707	16	6	10	1011110000	737			12/02/2015	318.16	TO COVER FURN REPLACEMENT
384708	16	6	10	1011110012	737			12/02/2015	-232.00	RUG FOR ELEM MUSIC GROUPS
384709	16	6	10	1011110012	733			12/02/2015	232.00	RUG FOR ELEM MUSIC GROUPS
384800	16	6	21	2131310000	738			12/04/2015	200.00	MICROWAVE CHS
384799	16	6	21	2121310000	738			12/04/2015	-200.00	MICROWAVE CHS
384889	16	6	10	1011221300	320			12/09/2015	-134.57	REENTR TRN GMS NURSE CPR
384890	16	6	10	1000221300	110			12/09/2015	125.00	REENTR TRN GMS NURSE CPR
384891	16	6	10	1000221300	220			12/09/2015	9.57	REENTR TRN GMS NURSE CPR
384887	16	6	10	1031241000	610			12/09/2015	-1000.00	INFINITE CAMPUS WORK OT
384888	16	6	10	1031241000	130			12/09/2015	1304.51	INFINITE CAMPUS WORK OT
384886	16	6	10	1031241000	550			12/09/2015	-304.51	INFINITE CAMPUS WORK OT
384884	16	6	10	1031120100	130			12/09/2015	-194.10	CORRECT NYC CODING
384885	16	6	10	1031110000	130			12/09/2015	194.10	CORRECT NYC CODING
384903	16	6	10	1031110012	610			12/09/2015	-223.75	CONGA DRUMS
384904	16	6	10	1031110012	738			12/09/2015	223.75	CONGA DRUMS
367160	16	2	10	1031110000	610			08/13/2015	-1424.00	VOCABULARY WORKBOOKS
367161	16	2	10	1031110005	610			08/13/2015	1424.00	VOCABULARY WORKBOOKS
367209	16	2	10	1031110011	644			08/14/2015	-23.00	AP STATS EXAM WKBK INCRS
367210	16	2	10	1031110011	641			08/14/2015	23.00	AP STATS EXAM WKBK INCRS
367264	16	2	10	1000120100	569			08/17/2015	-290171.60	TUITION-6 STUDENTS
367265	16	2	10	1021120100	569			08/17/2015	85330.00	TUITION-6 STUDENTS
367266	16	2	10	1031120100	569			08/17/2015	204841.60	TUITION-6 STUDENTS
361215	16	1	10	1021241000	641			07/09/2015	-46.00	INC IN PERIODICAL COSTS
361216	16	1	10	1021110013	643			07/09/2015	46.00	INC IN PERIODICAL COSTS
370861	16	2	22	2200215000	260			09/14/2015	2.17	FF 62516
370814	16	2	22	2200000000	890			09/14/2015	-273934.01	FF 62516
370815	16	2	22	2231120100	110			09/14/2015	64570.00	FF 62516
370816	16	2	22	2231120100	211			09/14/2015	19038.48	FF 62516
370817	16	2	22	2231120100	212			09/14/2015	1407.60	FF 62516
370818	16	2	22	2231120100	213			09/14/2015	84.00	FF 62516
370819	16	2	22	2231120100	214			09/14/2015	174.24	FF 62516
370820	16	2	22	2231120100	220			09/14/2015	4939.61	FF 62516
370821	16	2	22	2231120100	232			09/14/2015	9130.20	FF 62516
370822	16	2	22	2231120100	250			09/14/2015	177.80	FF 62516
370823	16	2	22	2231120100	260			09/14/2015	199.11	FF 62516
370824	16	2	22	2231212000	110			09/14/2015	56259.00	FF 62516
370825	16	2	22	2231212000	211			09/14/2015	19038.48	FF 62516
370826	16	2	22	2231212000	213			09/14/2015	84.00	FF 62516
370827	16	2	22	2231212000	214			09/14/2015	151.92	FF 62516
370828	16	2	22	2231212000	220			09/14/2015	4303.81	FF 62516
370829	16	2	22	2231212000	232			09/14/2015	7955.02	FF 62516
370830	16	2	22	2231212000	250			09/14/2015	177.80	FF 62516

370831	16	2	22	2231212000	260		09/14/2015	173.48	FF 62516
370832	16	2	22	2231212000	212		09/14/2015	1407.60	FF 62516
370833	16	2	22	2211216000	110		09/14/2015	22538.00	FF 62516
370834	16	2	22	2211216000	220		09/14/2015	1724.16	FF 62516
370835	16	2	22	2211216000	250		09/14/2015	177.80	FF 62516
370836	16	2	22	2211216000	260		09/14/2015	69.50	FF 62516
370837	16	2	22	2221120100	110		09/14/2015	29420.30	FF 62516
370838	16	2	22	2221120100	211		09/14/2015	18038.64	FF 62516
370839	16	2	22	2221120100	212		09/14/2015	778.08	FF 62516
370840	16	2	22	2221120100	213		09/14/2015	84.00	FF 62516
370841	16	2	22	2221120100	214		09/14/2015	79.44	FF 62516
370842	16	2	22	2221120100	220		09/14/2015	2250.65	FF 62516
370843	16	2	22	2221120100	232		09/14/2015	4610.16	FF 62516
370844	16	2	22	2221120100	250		09/14/2015	177.80	FF 62516
370845	16	2	22	2221120100	260		09/14/2015	90.72	FF 62516
370846	16	2	22	2200120100	110		09/14/2015	2754.75	FF 62516
370847	16	2	22	2200120100	211		09/14/2015	200.54	FF 62516
370848	16	2	22	2200120100	212		09/14/2015	75.95	FF 62516
370849	16	2	22	2200120100	214		09/14/2015	6.89	FF 62516
370850	16	2	22	2200120100	220		09/14/2015	210.74	FF 62516
370851	16	2	22	2200120100	232		09/14/2015	390.07	FF 62516
370852	16	2	22	2200120100	250		09/14/2015	3.50	FF 62516
370853	16	2	22	2200120100	260		09/14/2015	8.54	FF 62516
370854	16	2	22	2200215000	110		09/14/2015	703.40	FF 62516
370855	16	2	22	2200215000	211		09/14/2015	95.00	FF 62516
370856	16	2	22	2200215000	212		09/14/2015	15.00	FF 62516
370857	16	2	22	2200215000	214		09/14/2015	1.76	FF 62516
370858	16	2	22	2200215000	220		09/14/2015	53.81	FF 62516
370859	16	2	22	2200215000	232		09/14/2015	99.60	FF 62516
370860	16	2	22	2200215000	250		09/14/2015	0.89	FF 62516
362041	16	1	10	1011222500	734		07/13/2015	-485.25	ASSET TAGS
362042	16	1	10	1031222500	734		07/13/2015	485.25	ASSET TAGS
362198	16	1	10	1000120100	569		07/15/2015	-5411.00	ESY TUITION
362199	16	1	10	1031120100	569		07/15/2015	5411.00	ESY TUITION
362657	16	1	10	1031212000	610		07/16/2015	-500.00	GUIDANCE POSTAGE FOR FY16
362658	16	1	10	1031241000	534		07/16/2015	500.00	GUIDANCE POSTAGE FOR FY16
363384	16	1	10	1000233200	610		07/22/2015	-250.00	POSTAGE
363385	16	1	10	1031120100	610		07/22/2015	-325.00	POSTAGE
363386	16	1	10	1031241000	534		07/22/2015	575.00	POSTAGE
365859	16	1	10	1021222500	734		07/30/2015	-1224.00	RENEWAL PRICE INCREASE
365860	16	1	10	1000284000	446		07/30/2015	1224.00	RENEWAL PRICE INCREASE
365368	16	1	22	2200000000	890		07/28/2015	-6000.00	FEDERAL FUND 55384
365369	16	1	22	2200221300	110		07/28/2015	1250.00	FEDERAL FUND 55384
365370	16	1	22	2200221300	220		07/28/2015	95.63	FEDERAL FUND 55384
365371	16	1	22	2200221300	232		07/28/2015	177.00	FEDERAL FUND 55384
365372	16	1	22	2200221300	260		07/28/2015	3.86	FEDERAL FUND 55384
365373	16	1	22	2200221300	320		07/28/2015	2200.00	FEDERAL FUND 55384
365374	16	1	22	2200221300	580		07/28/2015	2273.51	FEDERAL FUND 55384